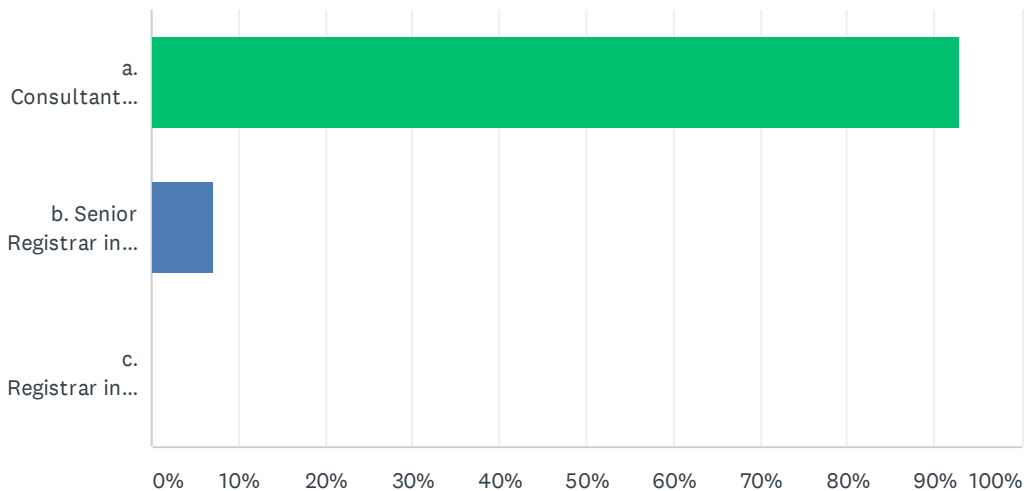


Approach to management of submucous fibroids by gynecological endoscopy surgeons/trainees in Nigeria. Please note your responses are treated CONFIDENTIALLY. Be as practical and truthful as it relates to your regular practice. Kindly complete the survey.

Q1 What is your position/level of experience?

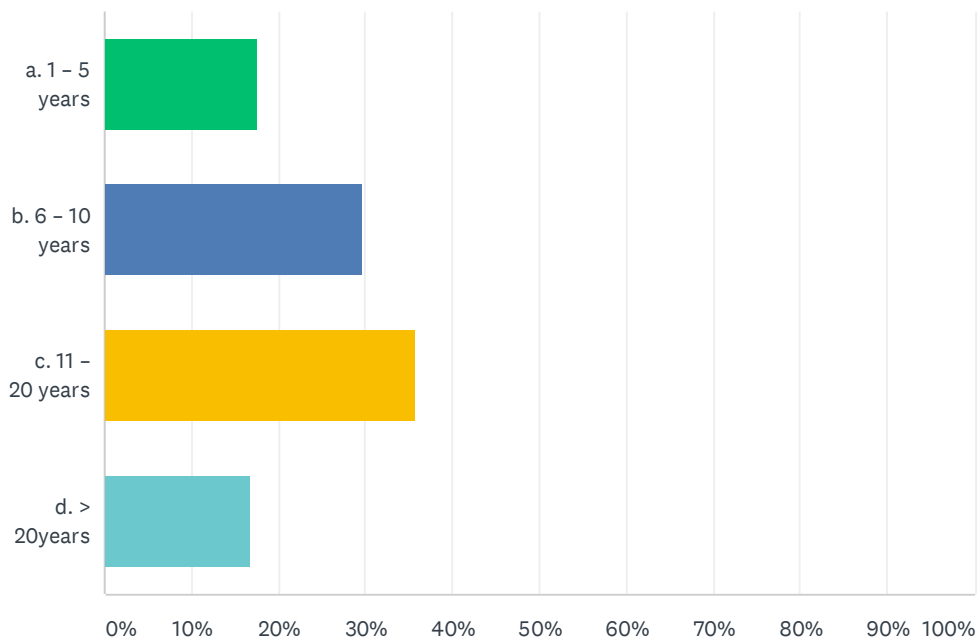
Answered: 140 Skipped: 1



ANSWER CHOICES	RESPONSES	
a. Consultant gynaecologist	92.86%	130
b. Senior Registrar in gynaecology	7.14%	10
c. Registrar in gynaecology	0.00%	0
TOTAL		140

Q2 If a consultant gynaecologist, what is your number of years of practice

Answered: 131 Skipped: 10

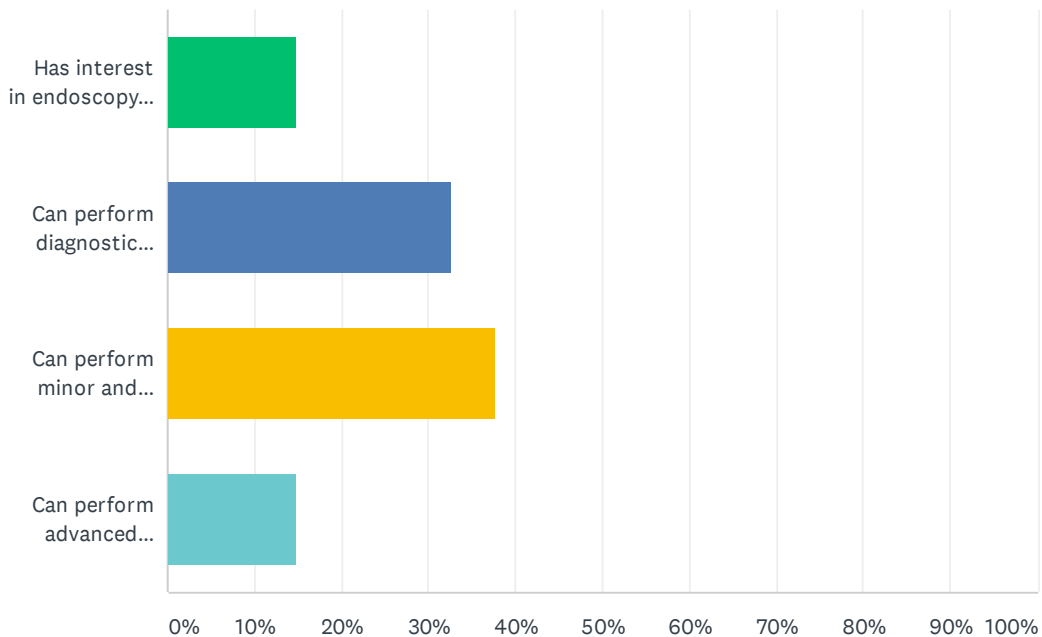


ANSWER CHOICES	RESPONSES	
a. 1 – 5 years	17.56%	23
b. 6 – 10 years	29.77%	39
c. 11 – 20 years	35.88%	47
d. > 20years	16.79%	22
TOTAL		131

Approach to management of submucous fibroids by gynecological endoscopy surgeons/trainees in Nigeria. Please note your responses are treated CONFIDENTIALLY. Be as practical and truthful as it relates to your regular practice. Kindly complete the survey.

Q3 What is your level of experience in gynaecological endoscopy?

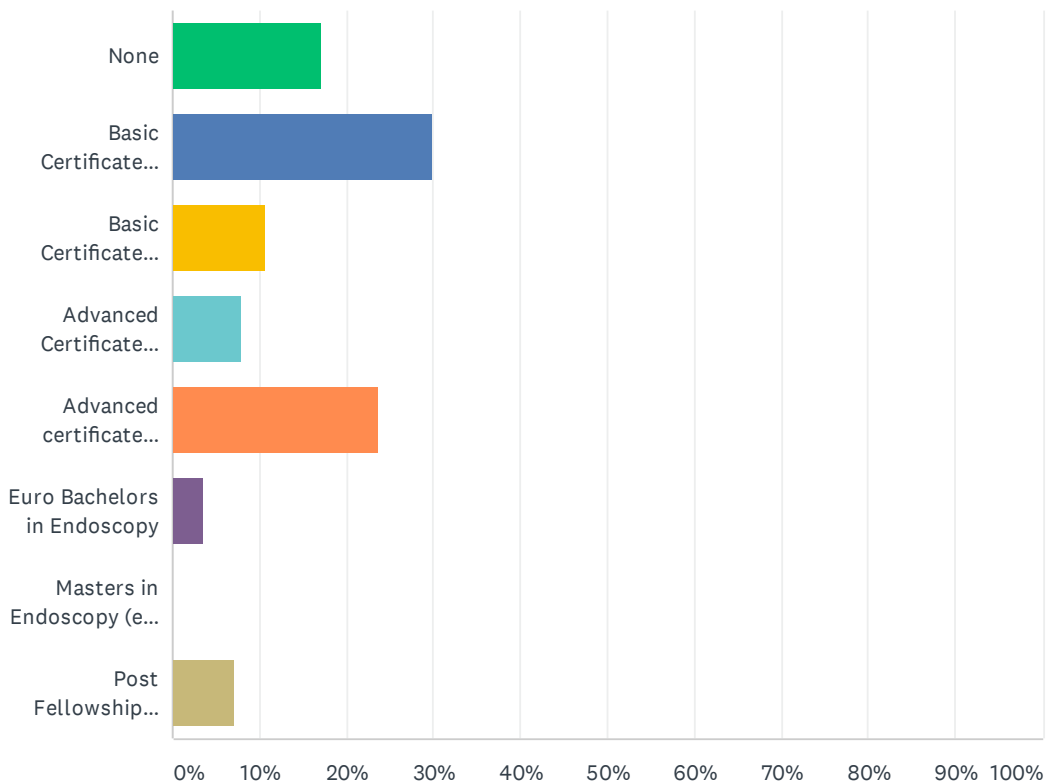
Answered: 141 Skipped: 0



ANSWER CHOICES	RESPONSES	
Has interest in endoscopy but yet to achieve competence in diagnostic procedures	14.89%	21
Can perform diagnostic procedures but not operative	32.62%	46
Can perform minor and intermediate operative procedures	37.59%	53
Can perform advanced procedures	14.89%	21
TOTAL		141

Q4 Have you received any additional training in gynaecological endoscopy during/after residency programme?

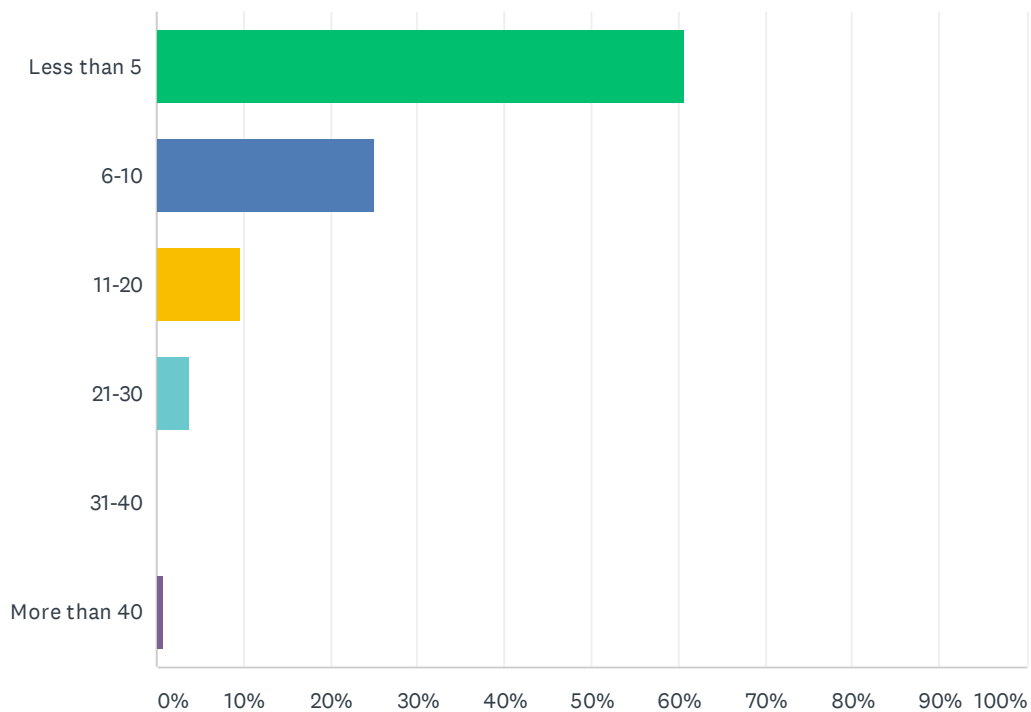
Answered: 140 Skipped: 1



ANSWER CHOICES	RESPONSES	
None	17.14%	24
Basic Certificate Course in Nigeria	30.00%	42
Basic Certificate Course outside Nigeria (e.g. FMAS)	10.71%	15
Advanced Certificate Course in Nigeria	7.86%	11
Advanced certificate Course outside Nigeria (e.g. DMAS)	23.57%	33
Euro Bachelors in Endoscopy	3.57%	5
Masters in Endoscopy (e.g. MMAS)	0.00%	0
Post Fellowship training in Endoscopy or Reproductive surgery	7.14%	10
TOTAL		140

Q5 How many hysteroscopic procedures do you do monthly?

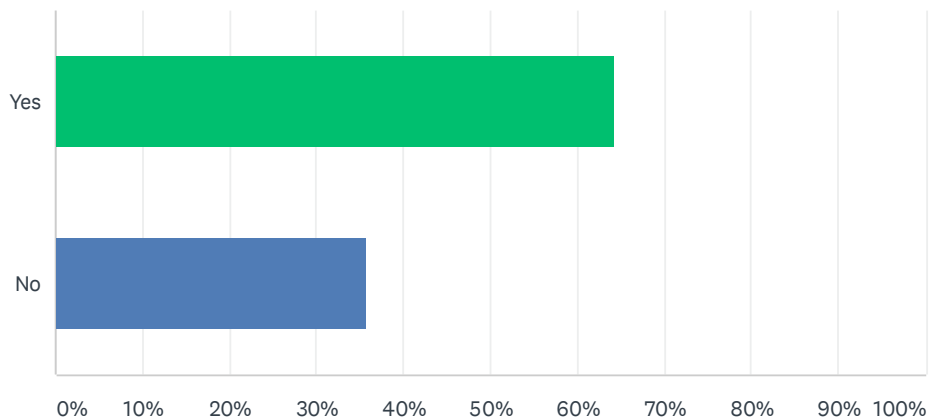
Answered: 135 Skipped: 6



ANSWER CHOICES	RESPONSES	
Less than 5	60.74%	82
6-10	25.19%	34
11-20	9.63%	13
21-30	3.70%	5
31-40	0.00%	0
More than 40	0.74%	1
TOTAL		135

Q6 My routine choice for evaluation and diagnosis of submucous fibroids is 2D transvaginal scan

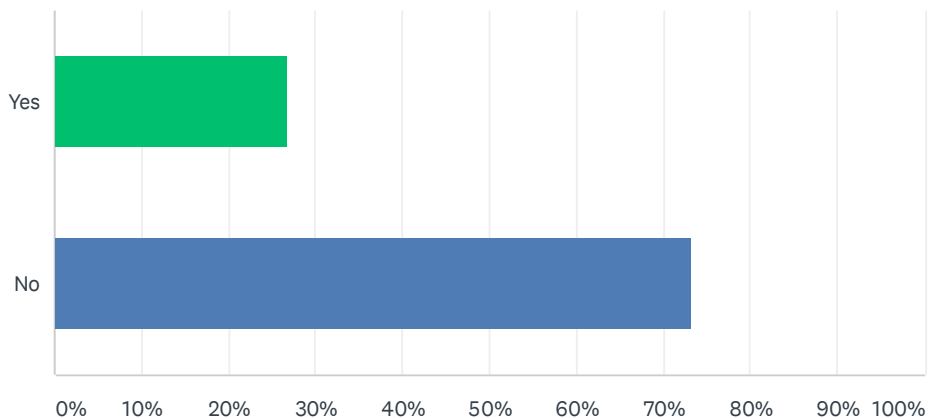
Answered: 134 Skipped: 7



ANSWER CHOICES	RESPONSES	
Yes	64.18%	86
No	35.82%	48
TOTAL		134

Q7 My routine choice for evaluation and diagnosis of submucous fibroids is 3D/4D transvaginal?

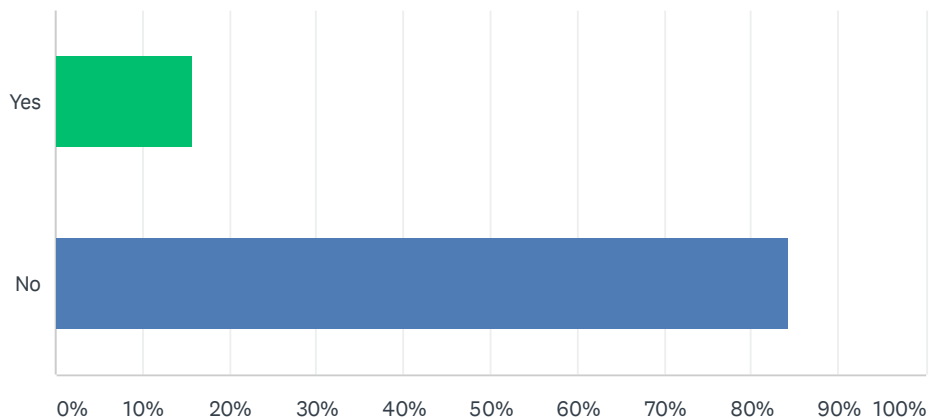
Answered: 134 Skipped: 7



ANSWER CHOICES	RESPONSES	
Yes	26.87%	36
No	73.13%	98
TOTAL		134

Q8 My routine choice for evaluation and diagnosis of submucous fibroids is Hysterosonography?

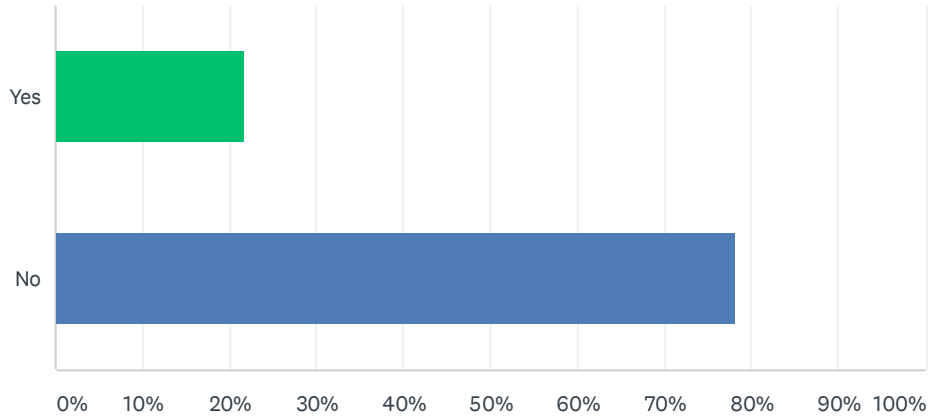
Answered: 133 Skipped: 8



ANSWER CHOICES	RESPONSES	
Yes	15.79%	21
No	84.21%	112
TOTAL		133

Q9 My routine choice for evaluation and diagnosis of submucous fibroids is Hysterosalpingography?

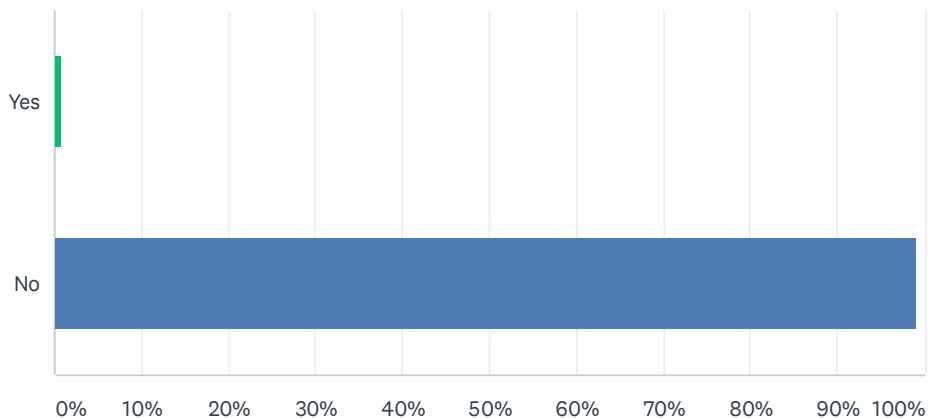
Answered: 133 Skipped: 8



ANSWER CHOICES	RESPONSES	
Yes	21.80%	29
No	78.20%	104
TOTAL		133

Q10 My routine choice for evaluation and diagnosis of submucous fibroids is Computerised Tomography / Magnetic Resonance Imaging?

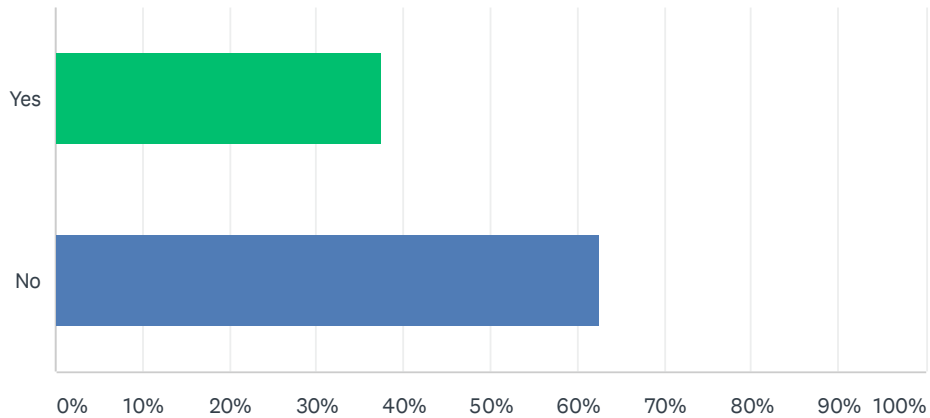
Answered: 136 Skipped: 5



ANSWER CHOICES	RESPONSES	
Yes	0.74%	1
No	99.26%	135
TOTAL		136

Q11 My routine choice for evaluation and diagnosis of submucous fibroids is a combination of ultrasound scan + Hysterosonography or hysterosalpingography?

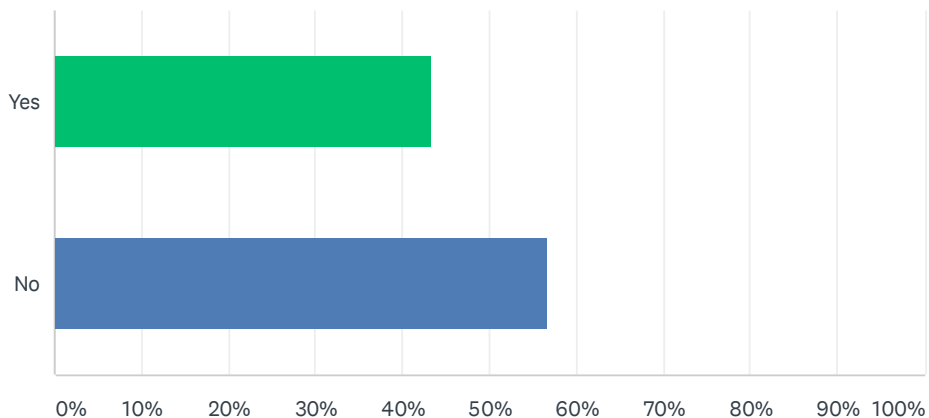
Answered: 136 Skipped: 5



ANSWER CHOICES	RESPONSES	
Yes	37.50%	51
No	62.50%	85
TOTAL		136

Q12 My routine choice for evaluation and diagnosis of submucous fibroids is Diagnostic hysteroscopy?

Answered: 134 Skipped: 7

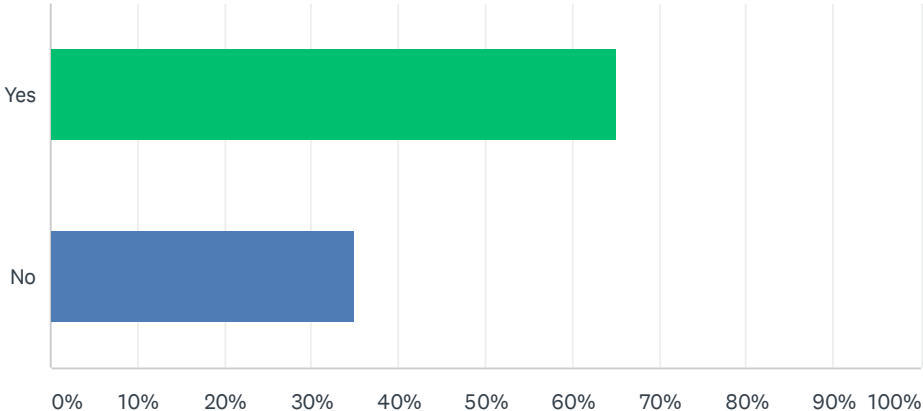


ANSWER CHOICES	RESPONSES	
Yes	43.28%	58
No	56.72%	76
TOTAL		134

Approach to management of submucous fibroids by gynecological endoscopy surgeons/trainees in Nigeria. Please note your responses are treated CONFIDENTIALLY. Be as practical and truthful as it relates to your regular practice. Kindly complete the survey.

Q13 My method of classification of submucous fibroids is FIGO?

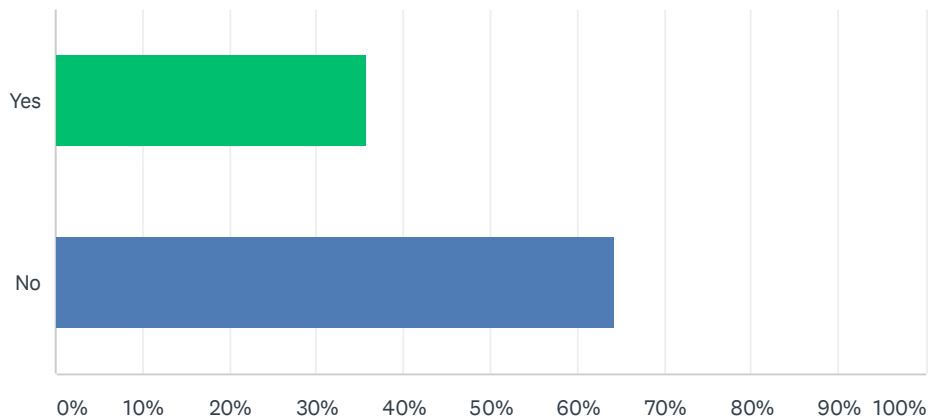
Answered: 126 Skipped: 15



ANSWER CHOICES	RESPONSES	
Yes	65.08%	82
No	34.92%	44
TOTAL		126

Q14 My method of classification of submucous fibroids is ISGE/ESHRE?

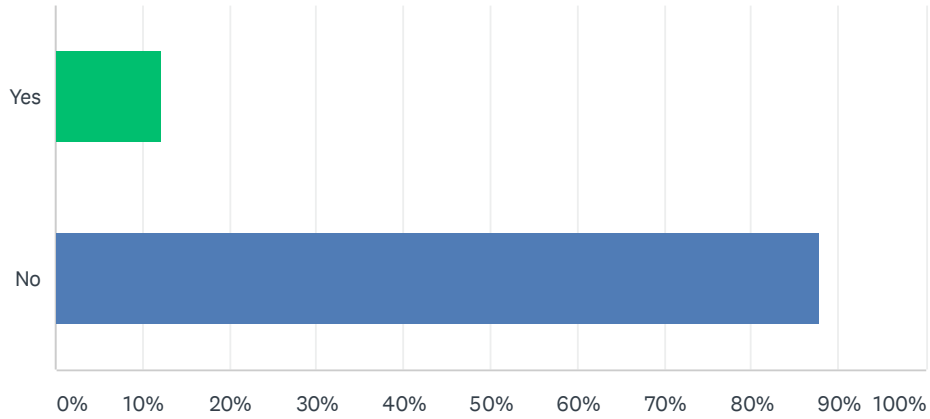
Answered: 131 Skipped: 10



ANSWER CHOICES	RESPONSES	
Yes	35.88%	47
No	64.12%	84
TOTAL		131

Q15 My method of classification of submucous fibroids is None of the above?

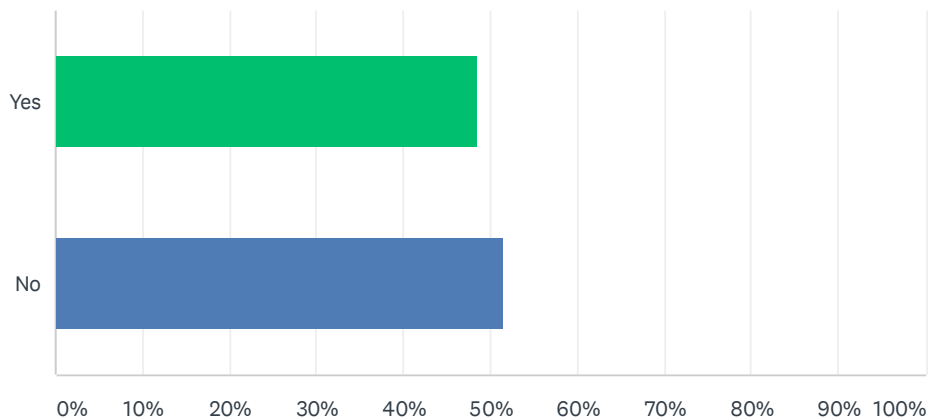
Answered: 131 Skipped: 10



ANSWER CHOICES	RESPONSES	
Yes	12.21%	16
No	87.79%	115
TOTAL		131

Q16 For asymptomatic submucous fibroid which is single and less than 15mm. My choice of management is to leave alone?

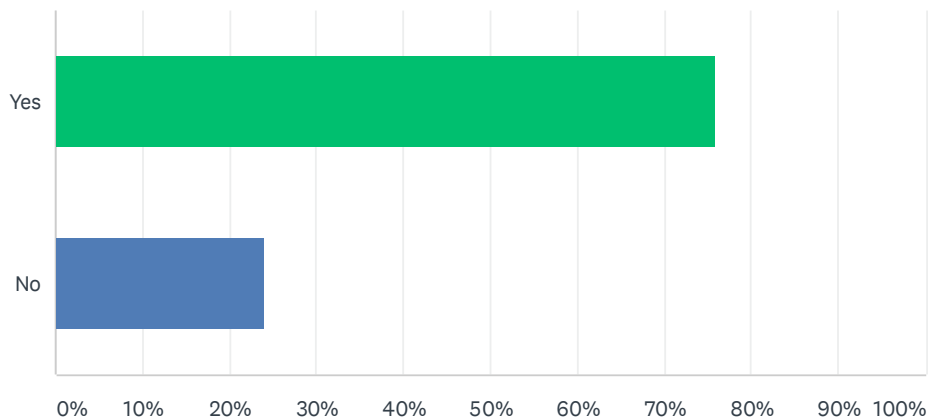
Answered: 130 Skipped: 11



ANSWER CHOICES	RESPONSES	
Yes	48.46%	63
No	51.54%	67
TOTAL		130

Q17 For asymptomatic submucous fibroid which is single and less than 15mm. My choice of management is to leave alone and follow-up monitoring?

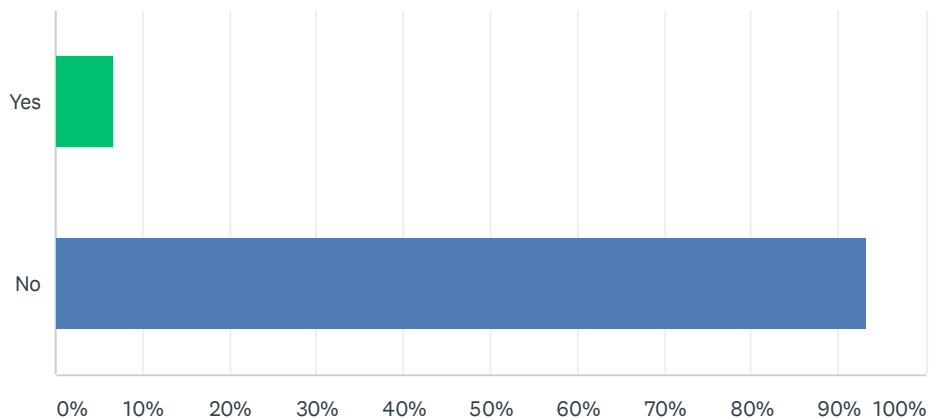
Answered: 137 Skipped: 4



ANSWER CHOICES	RESPONSES	
Yes	75.91%	104
No	24.09%	33
TOTAL		137

Q18 For asymptomatic submucous fibroid which is single and less than 15mm. My choice of management is Office-based hysteroscopic myomectomy?

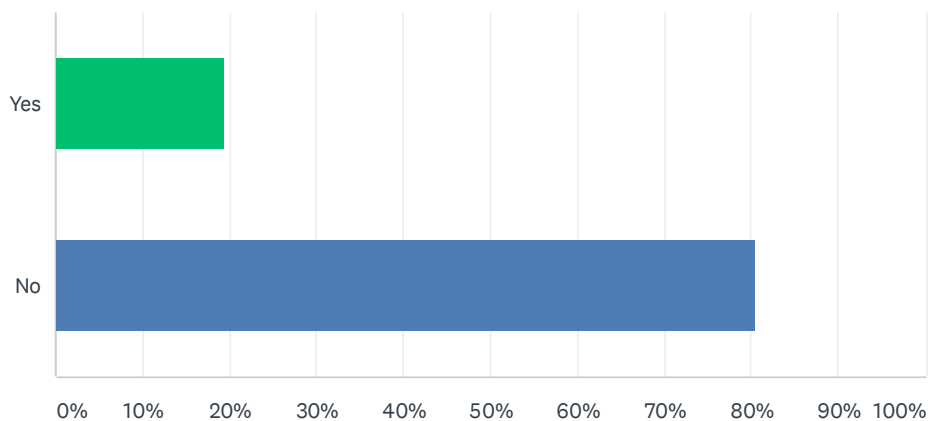
Answered: 133 Skipped: 8



ANSWER CHOICES	RESPONSES	
Yes	6.77%	9
No	93.23%	124
TOTAL		133

Q19 For asymptomatic submucous fibroid which is single and less than 15mm. My choice of management is theatre-based hysteroscopic myomectomy?

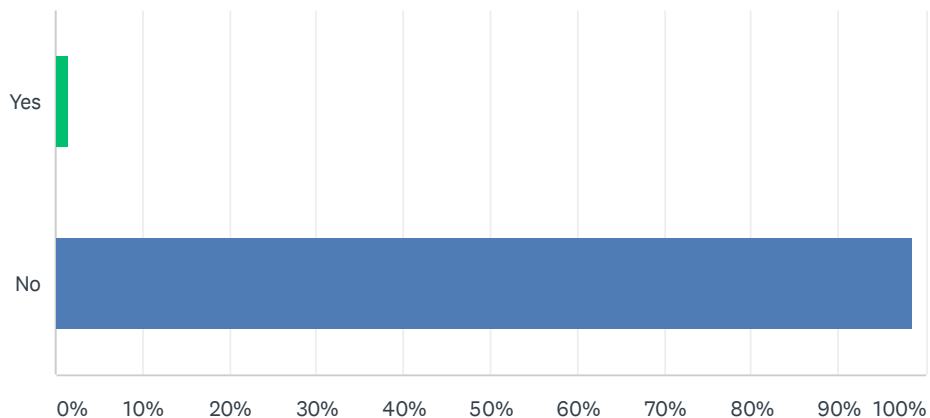
Answered: 134 Skipped: 7



ANSWER CHOICES	RESPONSES	
Yes	19.40%	26
No	80.60%	108
TOTAL		134

Q20 For asymptomatic submucous fibroid which is single and less than 15mm. My choice of management is GnRH analog treatment?

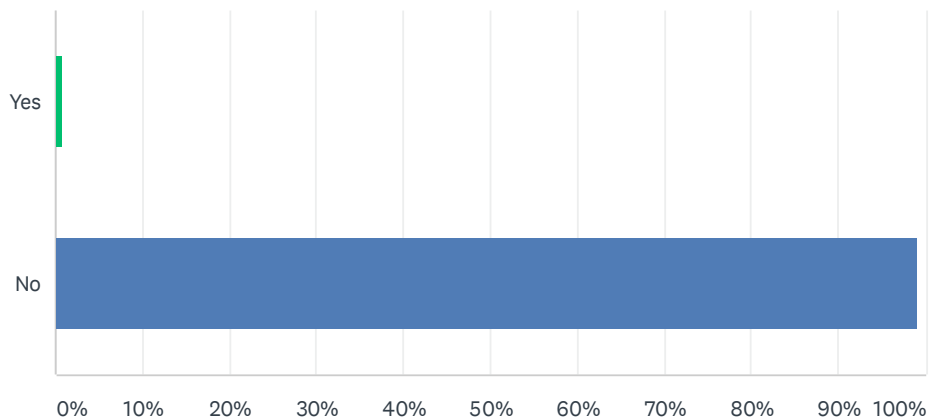
Answered: 133 Skipped: 8



ANSWER CHOICES	RESPONSES	
Yes	1.50%	2
No	98.50%	131
TOTAL		133

Q21 For asymptomatic submucous fibroid which is single and less than 15mm. My choice of management is Ulipristal acetate tablet (ESMYA) treatment after normal hepatic profile?

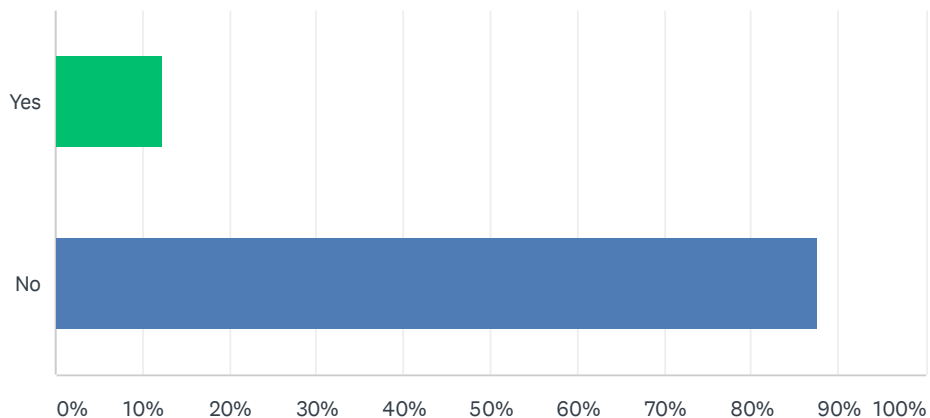
Answered: 133 Skipped: 8



ANSWER CHOICES	RESPONSES	
Yes	0.75%	1
No	99.25%	132
TOTAL		133

Q22 If multiple submucous fibroids (2 or more) my choice of management technique is Scissors excision?

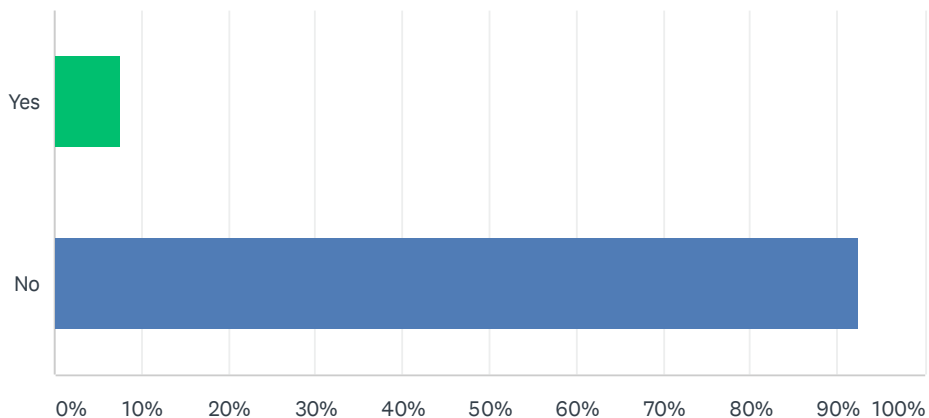
Answered: 129 Skipped: 12



ANSWER CHOICES	RESPONSES	
Yes	12.40%	16
No	87.60%	113
TOTAL		129

Q23 If multiple submucous fibroids (2 or more) my choice of management technique is Cold Loop?

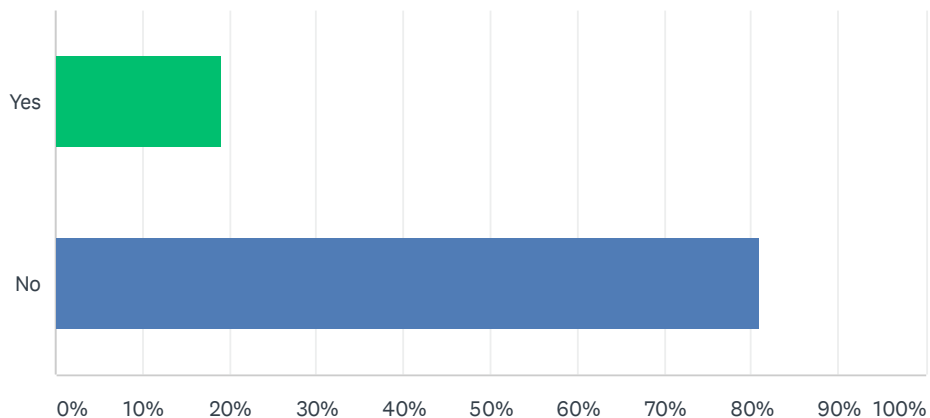
Answered: 132 Skipped: 9



ANSWER CHOICES	RESPONSES	
Yes	7.58%	10
No	92.42%	122
TOTAL		132

Q24 If multiple submucous fibroids (2 or more) my choice of management technique is Monopolar + resection?

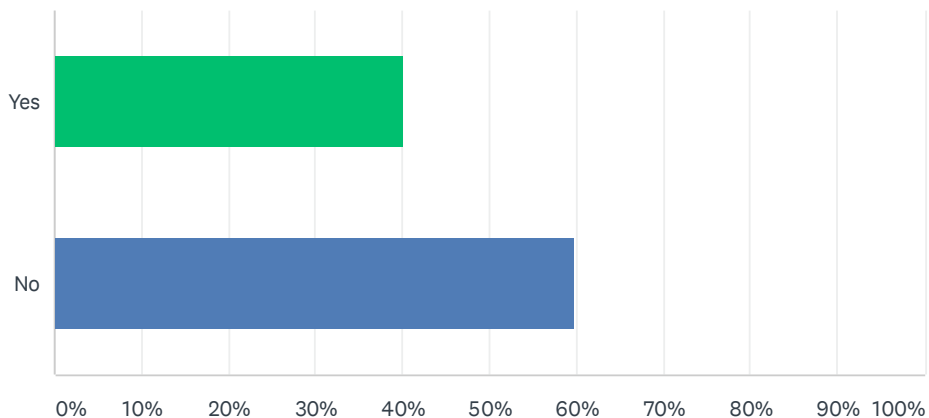
Answered: 131 Skipped: 10



ANSWER CHOICES	RESPONSES	
Yes	19.08%	25
No	80.92%	106
TOTAL		131

Q25 If multiple submucous fibroids (2 or more) my choice of management technique is Bipolar + resection?

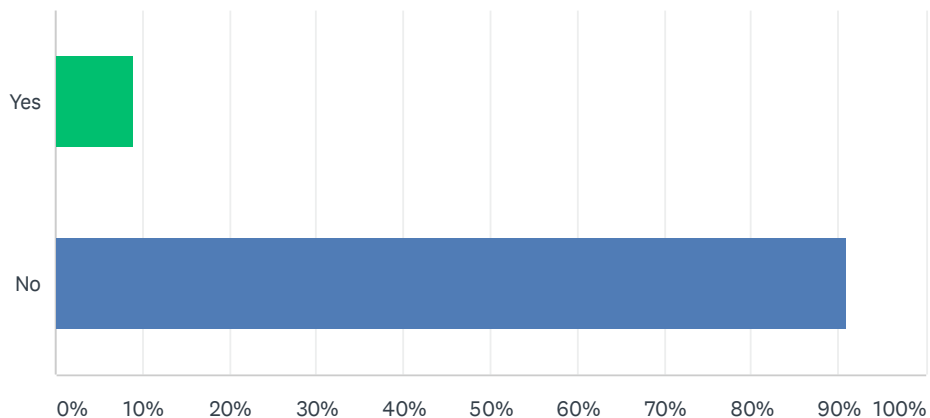
Answered: 132 Skipped: 9



ANSWER CHOICES	RESPONSES	
Yes	40.15%	53
No	59.85%	79
TOTAL		132

Q26 If multiple submucous fibroids (2 or more) my choice of management technique is Mechanical morcellation?

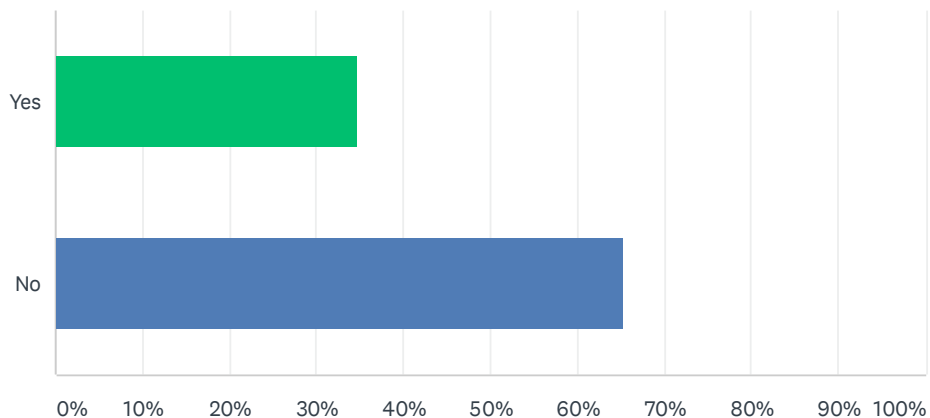
Answered: 133 Skipped: 8



ANSWER CHOICES	RESPONSES	
Yes	9.02%	12
No	90.98%	121
TOTAL		133

Q27 If multiple submucous fibroids (2 or more) my choice of management technique is Diagnose and refer?

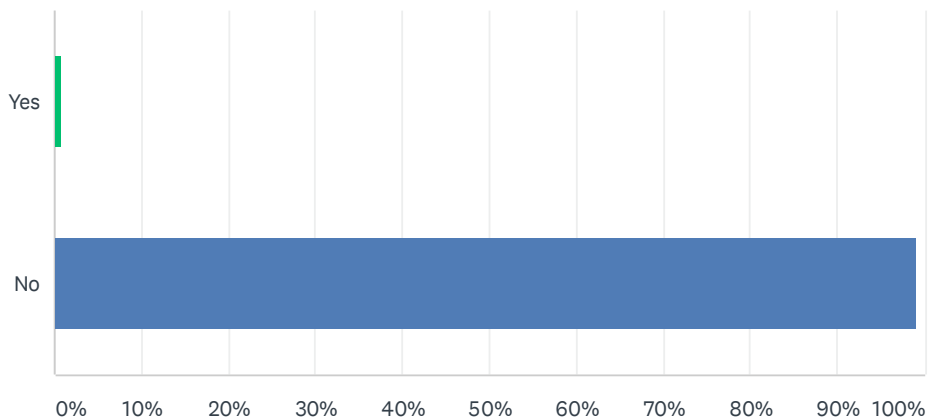
Answered: 135 Skipped: 6



ANSWER CHOICES	RESPONSES	
Yes	34.81%	47
No	65.19%	88
TOTAL		135

Q28 If multiple submucous fibroids (2 or more) my choice of management technique is Laser?

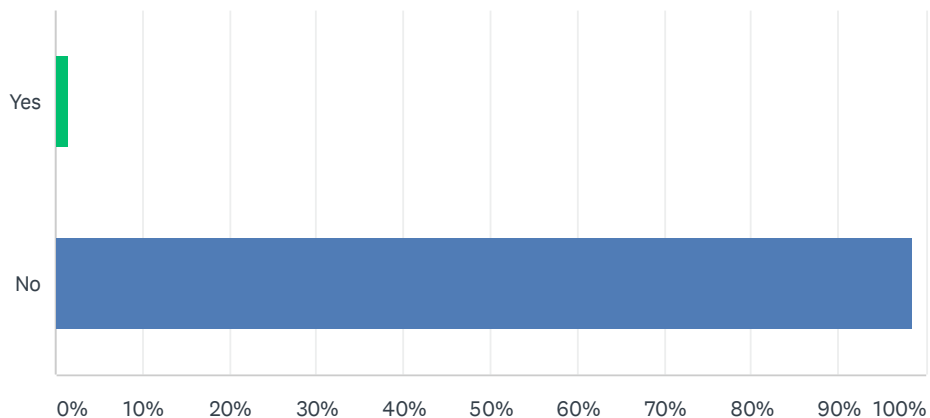
Answered: 132 Skipped: 9



ANSWER CHOICES	RESPONSES	
Yes	0.76%	1
No	99.24%	131
TOTAL		132

Q29 If multiple submucous fibroids (2 or more) my choice of management technique is Dormia basket?

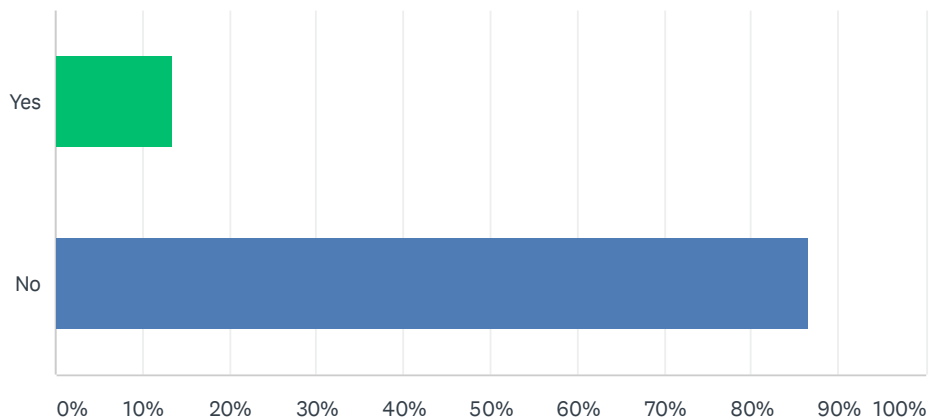
Answered: 132 Skipped: 9



ANSWER CHOICES	RESPONSES	
Yes	1.52%	2
No	98.48%	130
TOTAL		132

Q30 If multiple submucous fibroids (2 or more) my choice of management technique is Combination cold loop and/or energy resection

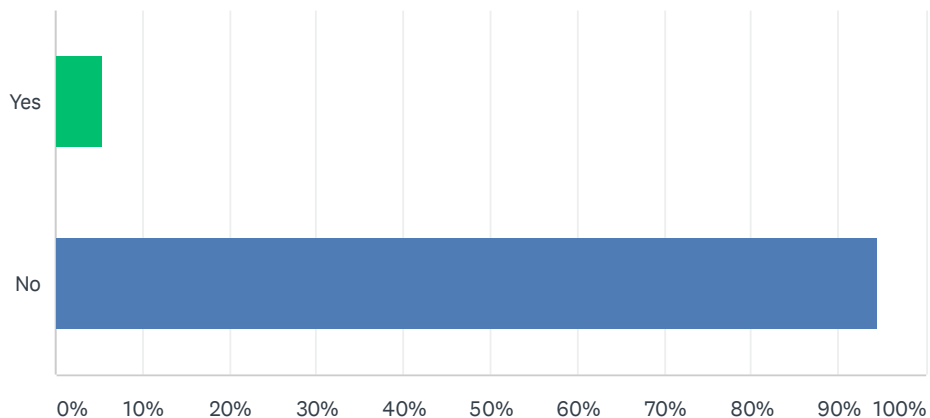
Answered: 126 Skipped: 15



ANSWER CHOICES	RESPONSES	
Yes	13.49%	17
No	86.51%	109
TOTAL		126

Q31 If multiple submucous fibroids (2 or more) my choice of management technique is Combination cold loop and/or mechanical morcelation

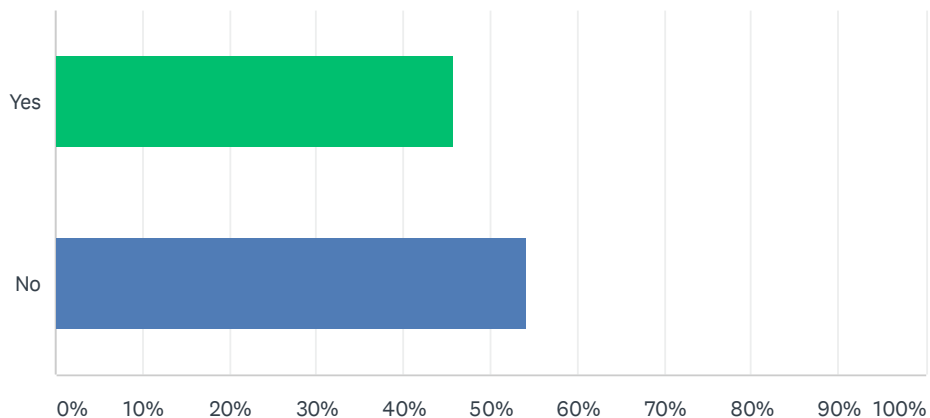
Answered: 129 Skipped: 12



ANSWER CHOICES	RESPONSES	
Yes	5.43%	7
No	94.57%	122
TOTAL		129

Q32 If multiple submucous fibroids (2 or more) my choice of management technique is Open myomectomy?

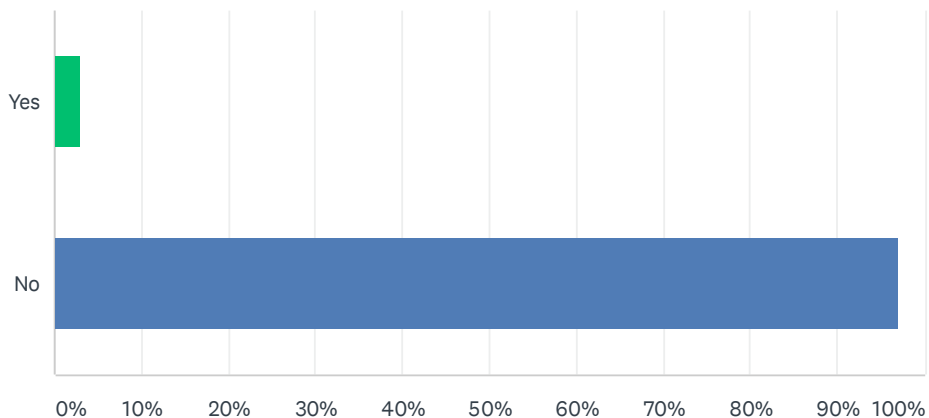
Answered: 133 Skipped: 8



ANSWER CHOICES	RESPONSES	
Yes	45.86%	61
No	54.14%	72
TOTAL		133

Q33 If multiple submucous fibroids (2 or more) my choice of management technique is Laparoscopic myomectomy?

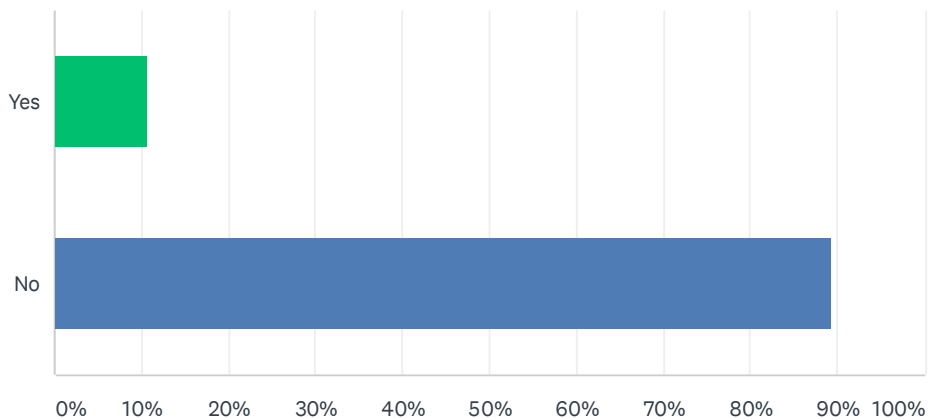
Answered: 133 Skipped: 8



ANSWER CHOICES	RESPONSES	
Yes	3.01%	4
No	96.99%	129
TOTAL		133

Q34 My choice for pre hysteroscopic treatment, if needed, is GnRHa for 1 month?

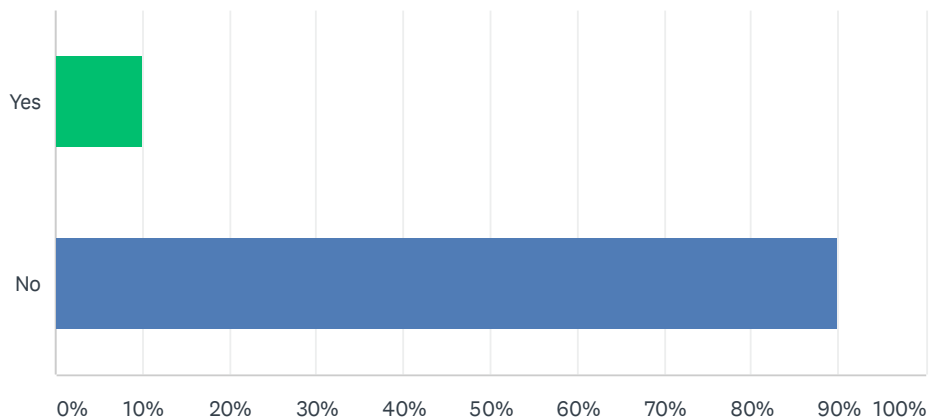
Answered: 131 Skipped: 10



ANSWER CHOICES	RESPONSES	
Yes	10.69%	14
No	89.31%	117
TOTAL		131

Q35 My choice for pre hysteroscopic treatment, if needed, is GnRHa for 2 months?

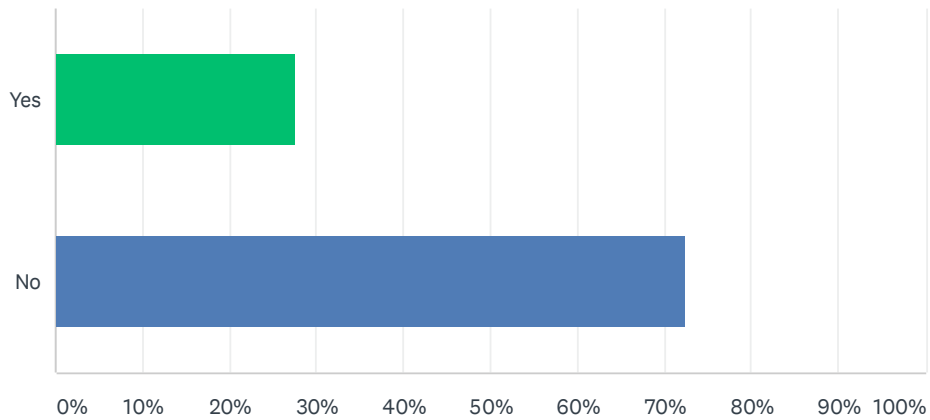
Answered: 130 Skipped: 11



ANSWER CHOICES	RESPONSES	
Yes	10.00%	13
No	90.00%	117
TOTAL		130

Q36 My choice for pre hysteroscopic treatment, if needed, is GnRHa for 3 months or more?

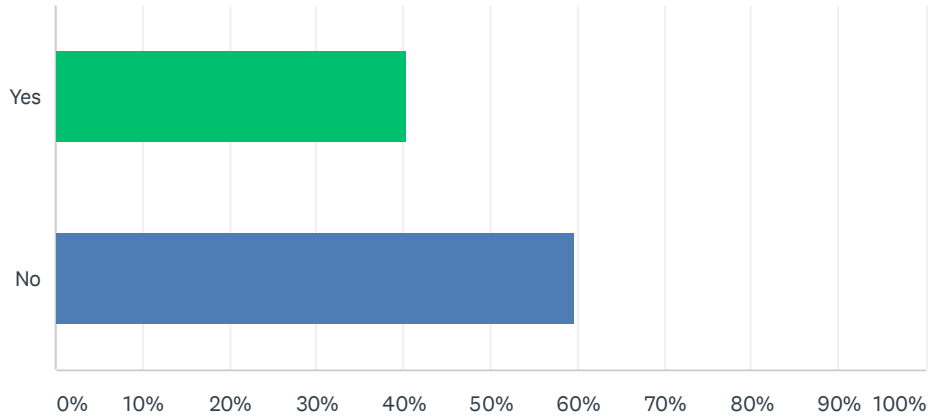
Answered: 130 Skipped: 11



ANSWER CHOICES	RESPONSES	
Yes	27.69%	36
No	72.31%	94
TOTAL		130

Q37 My choice for pre hysteroscopic treatment does not include GnRHa at all?

Answered: 131 Skipped: 10

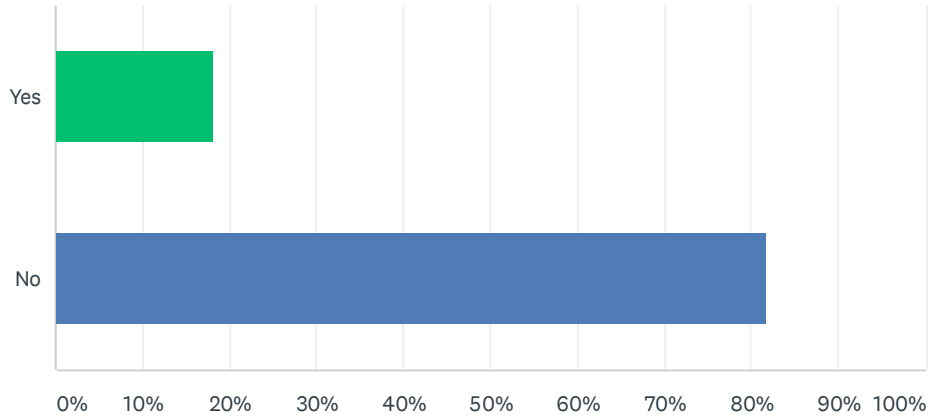


ANSWER CHOICES	RESPONSES	
Yes	40.46%	53
No	59.54%	78
TOTAL		131

Approach to management of submucous fibroids by gynecological endoscopy surgeons/trainees in Nigeria. Please note your responses are treated CONFIDENTIALLY. Be as practical and truthful as it relates to your regular practice. Kindly complete the survey.

Q38 For operative hysteroscopy, I prefer to use monopolar resection?

Answered: 121 Skipped: 20

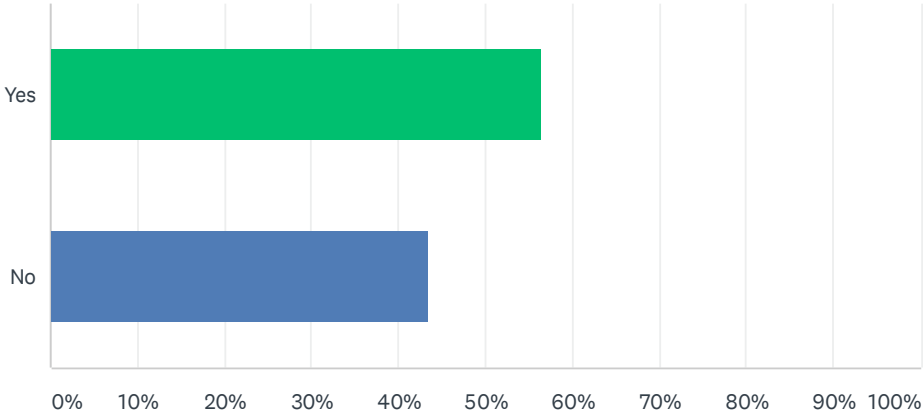


ANSWER CHOICES	RESPONSES	
Yes	18.18%	22
No	81.82%	99
TOTAL		121

Approach to management of submucous fibroids by gynecological endoscopy surgeons/trainees in Nigeria. Please note your responses are treated CONFIDENTIALLY. Be as practical and truthful as it relates to your regular practice. Kindly complete the survey.

Q39 For operative hysteroscopy, I prefer to use bipolar resection?

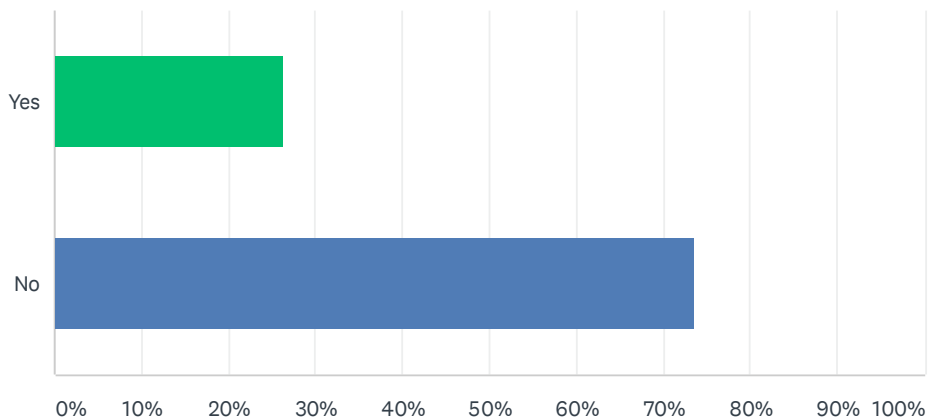
Answered: 122 Skipped: 19



ANSWER CHOICES	RESPONSES	
Yes	56.56%	69
No	43.44%	53
TOTAL		122

Q40 For operative hysteroscopy, I use monopolar because that is what I have?

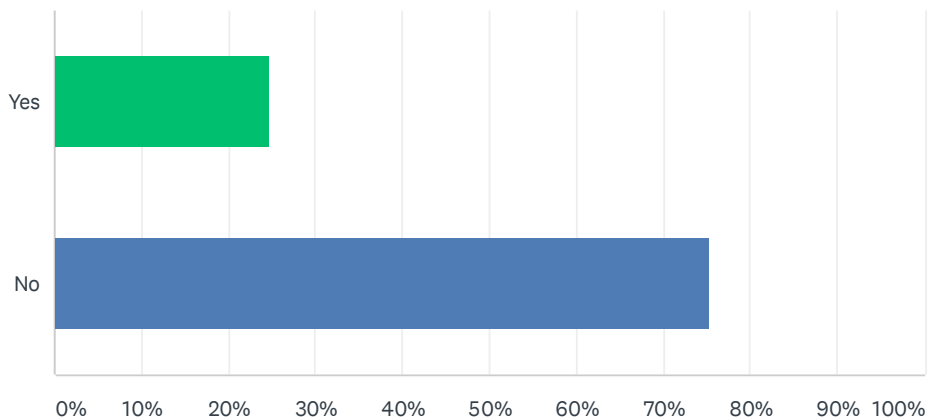
Answered: 118 Skipped: 23



ANSWER CHOICES	RESPONSES	
Yes	26.27%	31
No	73.73%	87
TOTAL		118

Q41 For operative hysteroscopy, I use bipolar because that is what I have?

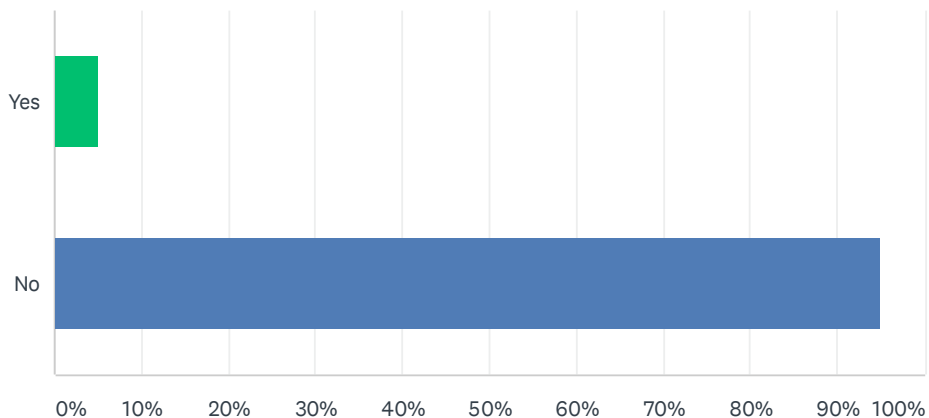
Answered: 117 Skipped: 24



ANSWER CHOICES	RESPONSES	
Yes	24.79%	29
No	75.21%	88
TOTAL		117

Q42 For operative hysteroscopy, I use hysteroscopic morcellator because that is what I have?

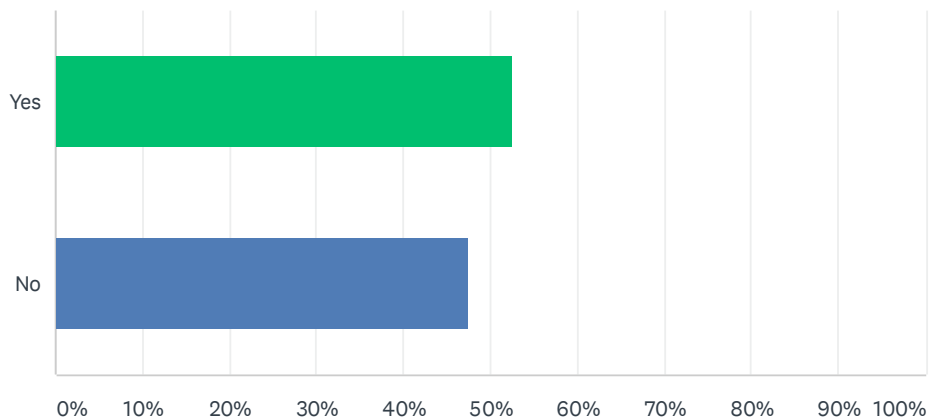
Answered: 118 Skipped: 23



ANSWER CHOICES	RESPONSES	
Yes	5.08%	6
No	94.92%	112
TOTAL		118

Q43 I use whichever equipment is available and I am comfortable with combined with the appropriate distention fluid

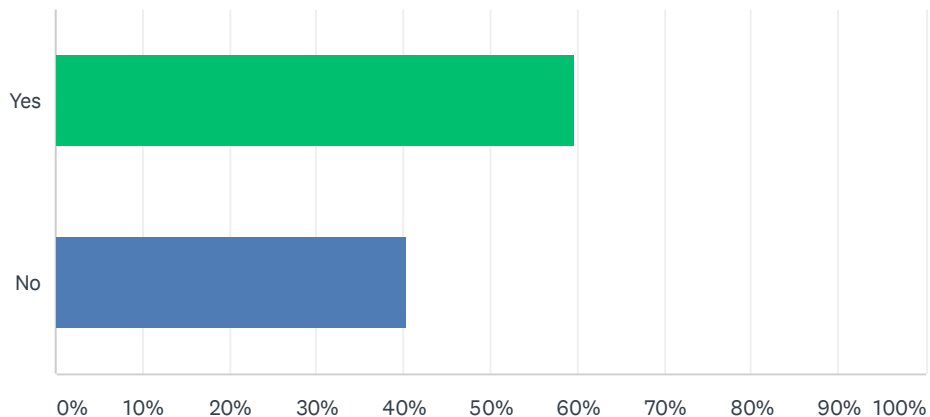
Answered: 120 Skipped: 21



ANSWER CHOICES	RESPONSES	
Yes	52.50%	63
No	47.50%	57
TOTAL		120

Q44 I prefer to use normal Saline for bipolar resection?

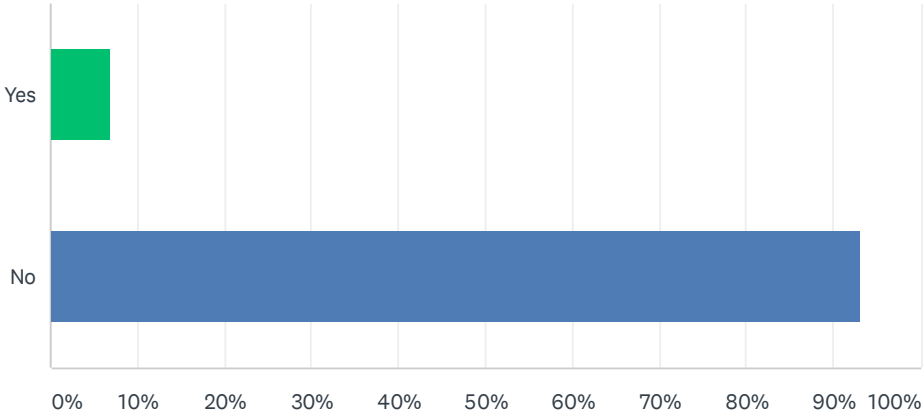
Answered: 119 Skipped: 22



ANSWER CHOICES	RESPONSES	
Yes	59.66%	71
No	40.34%	48
TOTAL		119

Q45 I prefer to use sterile water for bipolar resection?

Answered: 117 Skipped: 24

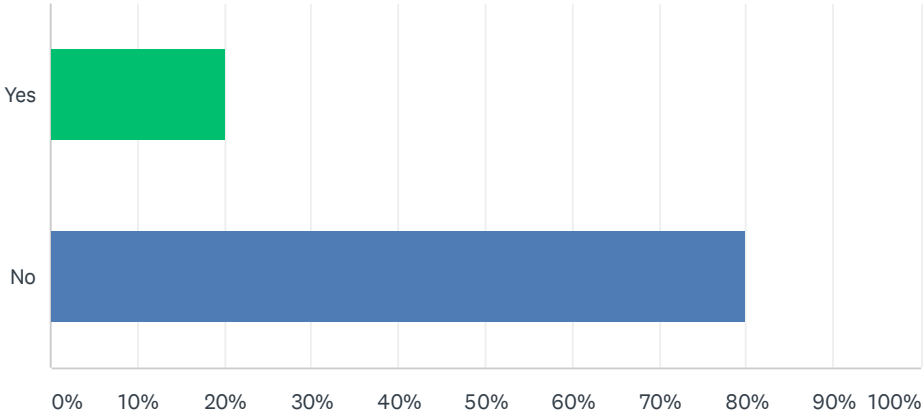


ANSWER CHOICES	RESPONSES	
Yes	6.84%	8
No	93.16%	109
TOTAL		117

Approach to management of submucous fibroids by gynecological endoscopy surgeons/trainees in Nigeria. Please note your responses are treated CONFIDENTIALLY. Be as practical and truthful as it relates to your regular practice. Kindly complete the survey.

Q46 I prefer to use dextrose water for monopolar resection?

Answered: 120 Skipped: 21

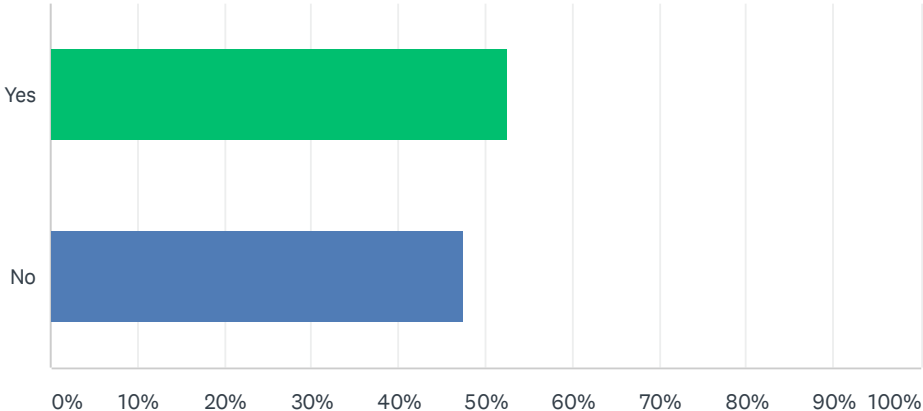


ANSWER CHOICES	RESPONSES	
Yes	20.00%	24
No	80.00%	96
TOTAL		120

Approach to management of submucous fibroids by gynecological endoscopy surgeons/trainees in Nigeria. Please note your responses are treated CONFIDENTIALLY. Be as practical and truthful as it relates to your regular practice. Kindly complete the survey.

Q47 I prefer to use glycine for monopolar resection?

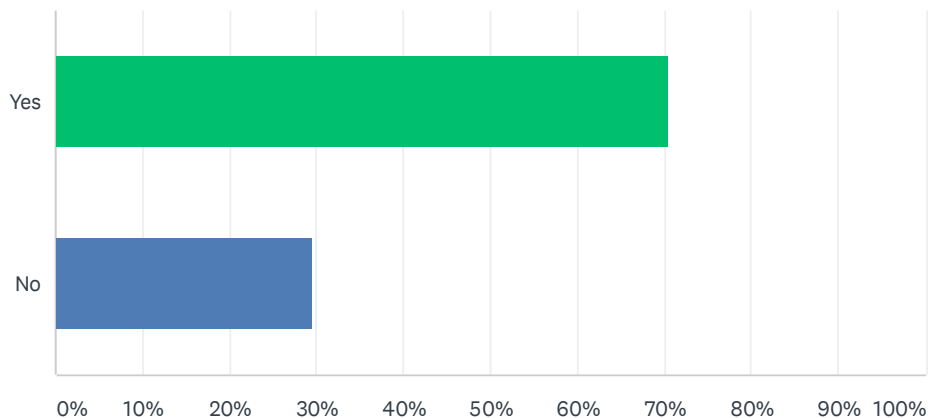
Answered: 118 Skipped: 23



ANSWER CHOICES	RESPONSES	
Yes	52.54%	62
No	47.46%	56
TOTAL		118

Q48 For fluid management in operative hysteroscopy, I routinely monitor fluid deficit?

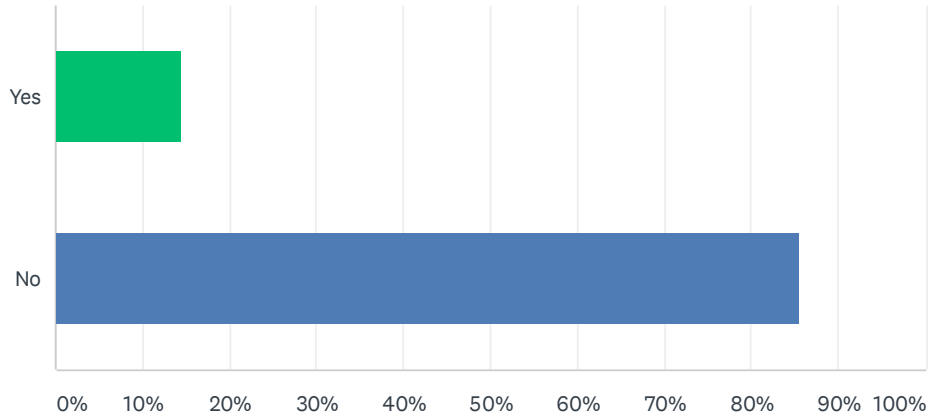
Answered: 122 Skipped: 19



ANSWER CHOICES	RESPONSES	
Yes	70.49%	86
No	29.51%	36
TOTAL		122

Q49 For fluid management in operative hysteroscopy, I do not monitor fluid deficit because I do not use more than 3 liters of distention media at all times?

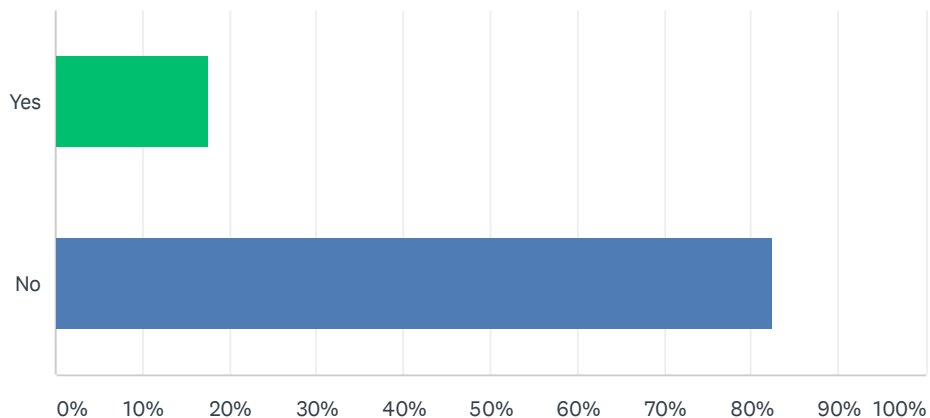
Answered: 125 Skipped: 16



ANSWER CHOICES	RESPONSES	
Yes	14.40%	18
No	85.60%	107
TOTAL		125

Q50 For fluid management in operative hysteroscopy, I do not monitor because I do not have the device to monitor fluid deficit?

Answered: 125 Skipped: 16

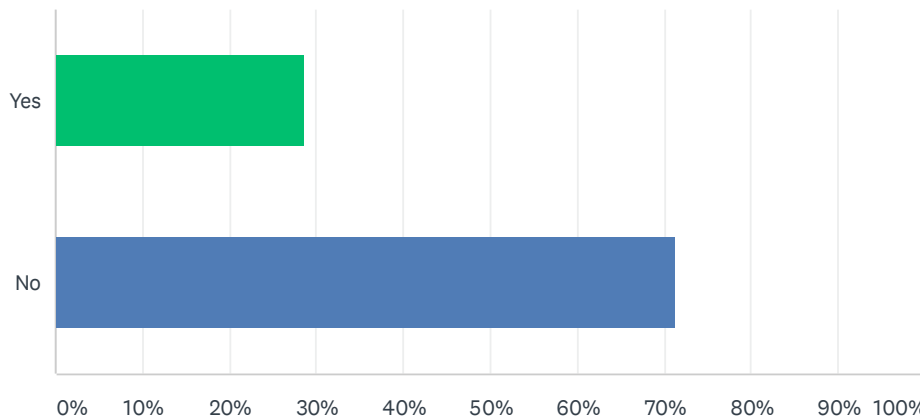


ANSWER CHOICES	RESPONSES	
Yes	17.60%	22
No	82.40%	103
TOTAL		125

Approach to management of submucous fibroids by gynecological endoscopy surgeons/trainees in Nigeria. Please note your responses are treated CONFIDENTIALLY. Be as practical and truthful as it relates to your regular practice. Kindly complete the survey.

Q51 For operative hysteroscopy, I mostly use Gravity fluid flow?

Answered: 119 Skipped: 22

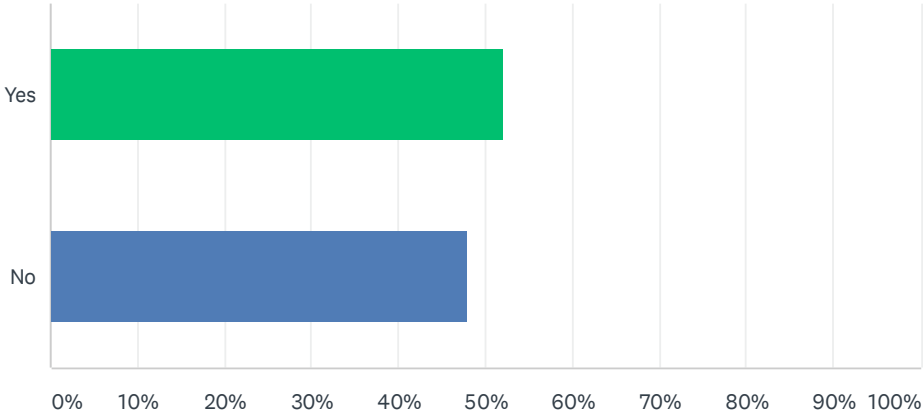


ANSWER CHOICES	RESPONSES	
Yes	28.57%	34
No	71.43%	85
TOTAL		119

Approach to management of submucous fibroids by gynecological endoscopy surgeons/trainees in Nigeria. Please note your responses are treated CONFIDENTIALLY. Be as practical and truthful as it relates to your regular practice. Kindly complete the survey.

Q52 For operative hysteroscopy, I mostly use Fluid pressure pump?

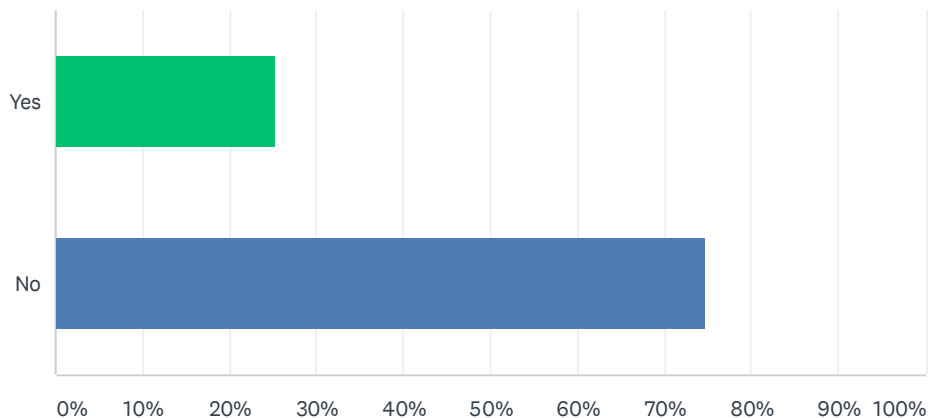
Answered: 123 Skipped: 18



ANSWER CHOICES	RESPONSES	
Yes	52.03%	64
No	47.97%	59
TOTAL		123

Q53 For operative hysteroscopy, I mostly use Hysteromat and other automatic fluid management equipment?

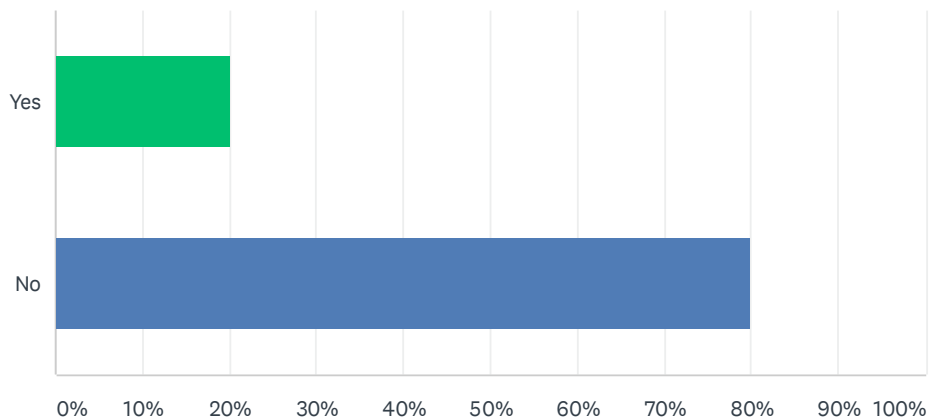
Answered: 122 Skipped: 19



ANSWER CHOICES	RESPONSES	
Yes	25.41%	31
No	74.59%	91
TOTAL		122

Q54 For submucous fibroid type 2, I conveniently resect hysteroscopically in a Single procedure.

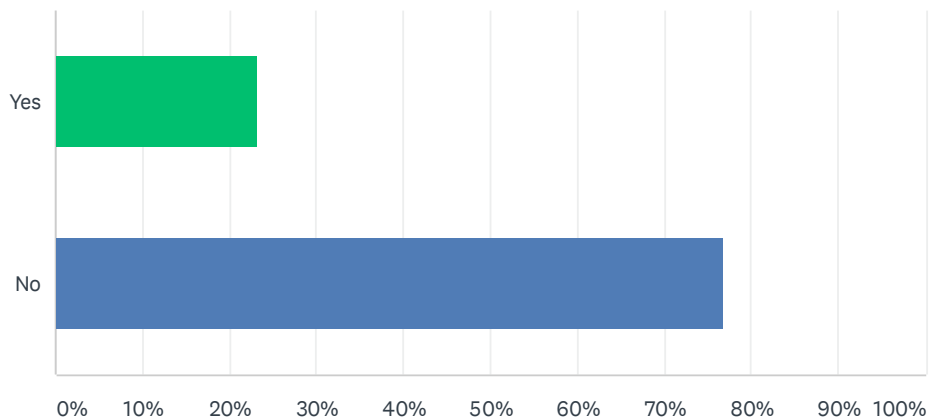
Answered: 114 Skipped: 27



ANSWER CHOICES	RESPONSES	
Yes	20.18%	23
No	79.82%	91
TOTAL		114

Q55 For submucous fibroid type 2, I conveniently resect hysteroscopically in TWO procedures.

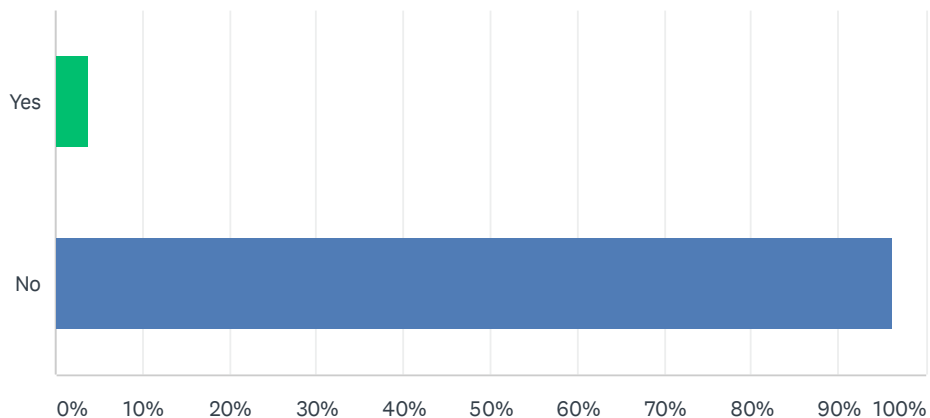
Answered: 112 Skipped: 29



ANSWER CHOICES	RESPONSES	
Yes	23.21%	26
No	76.79%	86
TOTAL		112

Q56 For submucous fibroid type 2, I conveniently resect hysteroscopically, most times in more than 2 procedures

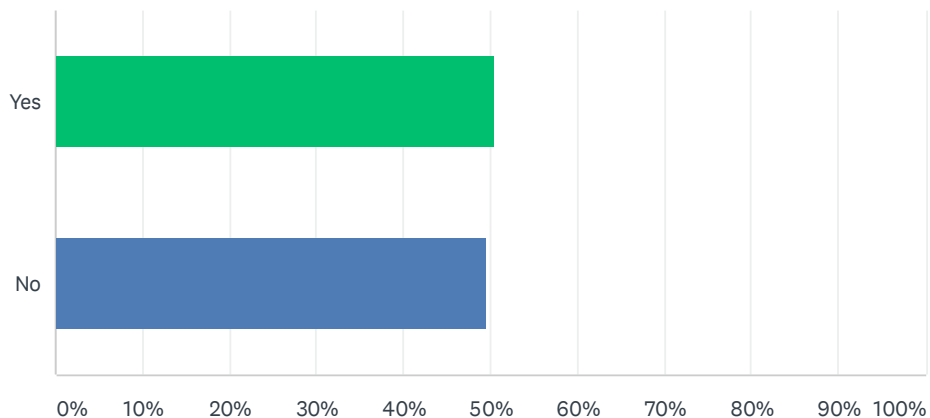
Answered: 109 Skipped: 32



ANSWER CHOICES	RESPONSES	
Yes	3.67%	4
No	96.33%	105
TOTAL		109

Q57 I do not do any hysterectopic myomectomy for submucous fibroid; I refer to experienced gynaecologists.

Answered: 125 Skipped: 16

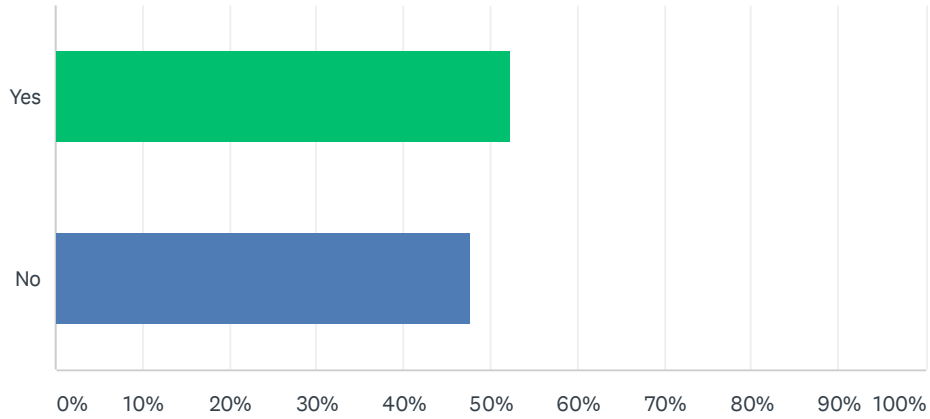


ANSWER CHOICES	RESPONSES	
Yes	50.40%	63
No	49.60%	62
TOTAL		125

Approach to management of submucous fibroids by gynecological endoscopy surgeons/trainees in Nigeria. Please note your responses are treated CONFIDENTIALLY. Be as practical and truthful as it relates to your regular practice. Kindly complete the survey.

Q58 For submucous fibroid type 2, if more than 3cm, I advise open myomectomy?

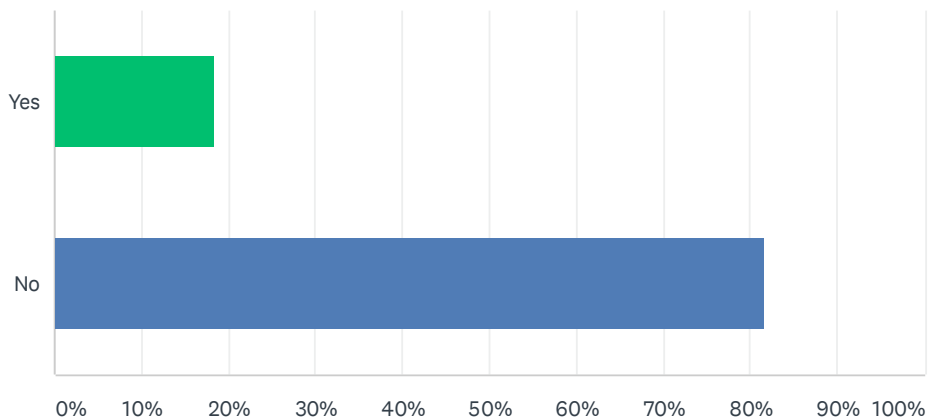
Answered: 126 Skipped: 15



ANSWER CHOICES	RESPONSES	
Yes	52.38%	66
No	47.62%	60
TOTAL		126

Q59 For submucous fibroid type 2, if more than 3cm, I advise laparoscopic myomectomy?

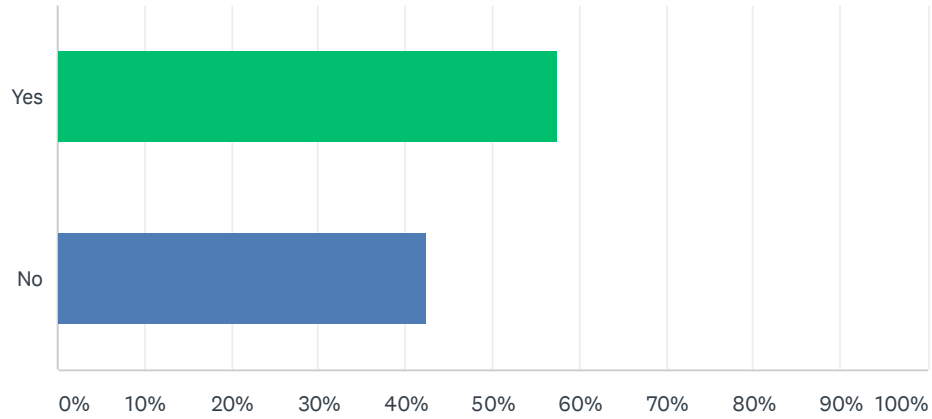
Answered: 120 Skipped: 21



ANSWER CHOICES	RESPONSES	
Yes	18.33%	22
No	81.67%	98
TOTAL		120

Q60 For preoperative cervical priming to ease dilatation, I routinely use misoprostol?

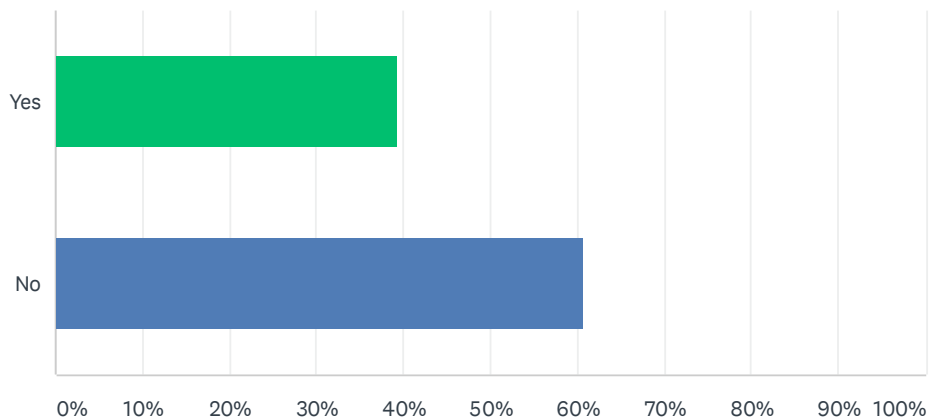
Answered: 127 Skipped: 14



ANSWER CHOICES	RESPONSES	
Yes	57.48%	73
No	42.52%	54
TOTAL		127

Q61 For preoperative cervical priming to ease dilatation, I occasionally use misoprostol?

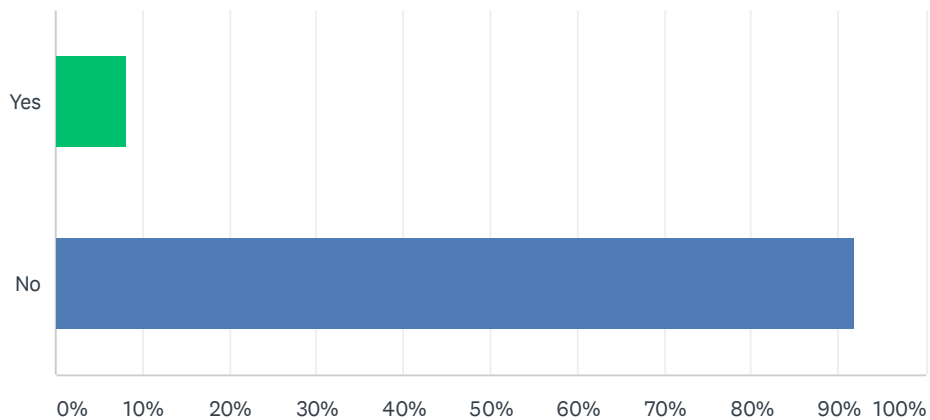
Answered: 127 Skipped: 14



ANSWER CHOICES	RESPONSES	
Yes	39.37%	50
No	60.63%	77
TOTAL		127

Q62 For preoperative cervical priming to ease dilatation, I use non-touch technique most times without misoprostol?

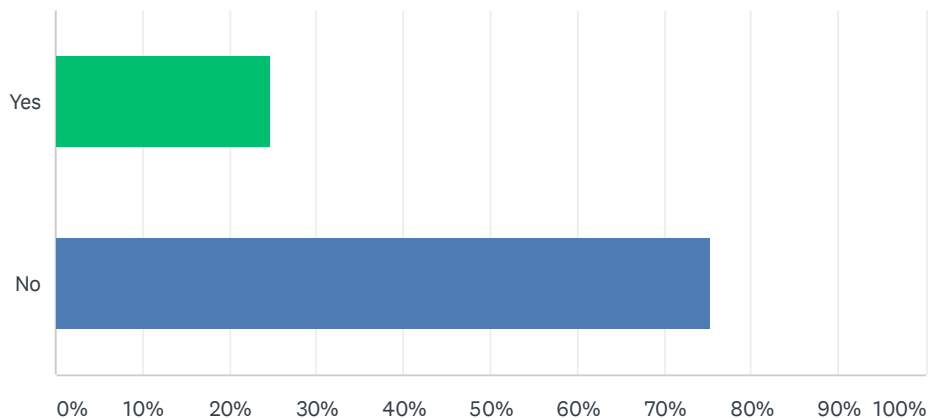
Answered: 122 Skipped: 19



ANSWER CHOICES	RESPONSES	
Yes	8.20%	10
No	91.80%	112
TOTAL		122

Q63 For preoperative cervical priming to ease dilatation, I often dilate the cervix without the use of misoprostol?

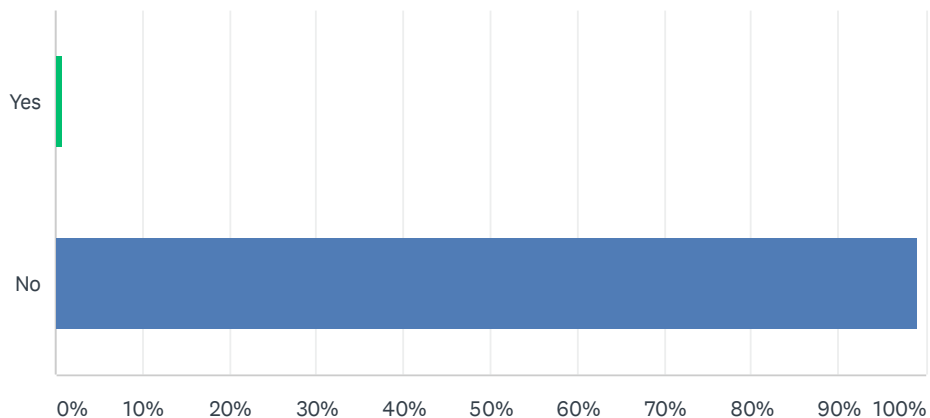
Answered: 126 Skipped: 15



ANSWER CHOICES	RESPONSES	
Yes	24.60%	31
No	75.40%	95
TOTAL		126

Q64 For preoperative cervical priming to ease dilatation, I use laminaria few hours before surgery?

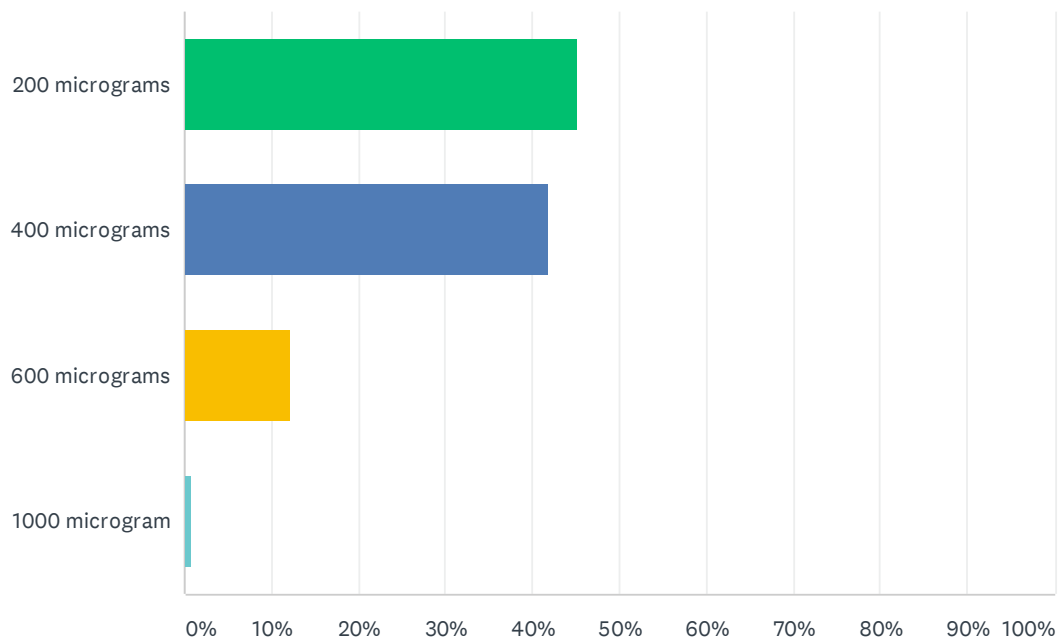
Answered: 127 Skipped: 14



ANSWER CHOICES	RESPONSES	
Yes	0.79%	1
No	99.21%	126
TOTAL		127

Q65 What dose of misoprostol do you use for operative hysteroscopy?

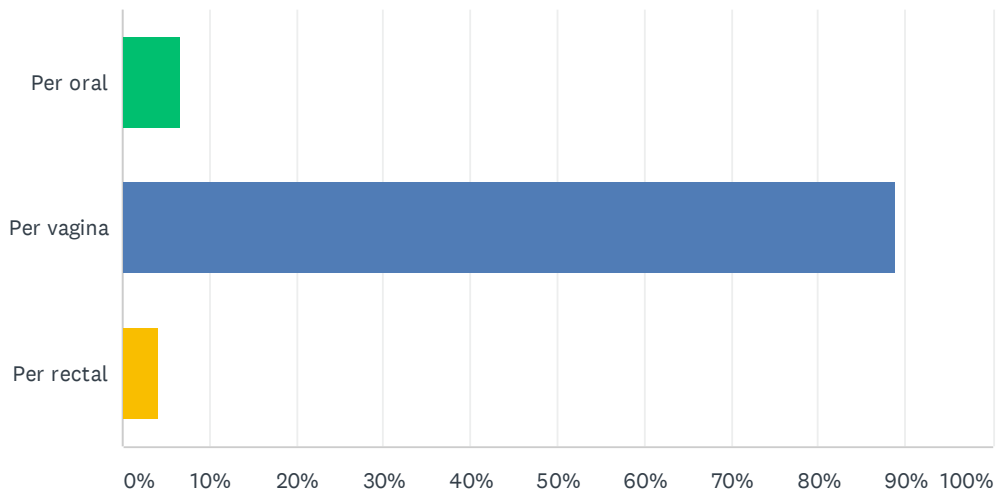
Answered: 115 Skipped: 26



ANSWER CHOICES	RESPONSES	
200 micrograms	45.22%	52
400 micrograms	41.74%	48
600 micrograms	12.17%	14
1000 microgram	0.87%	1
TOTAL		115

Q66 What is the route of misoprostol administration?

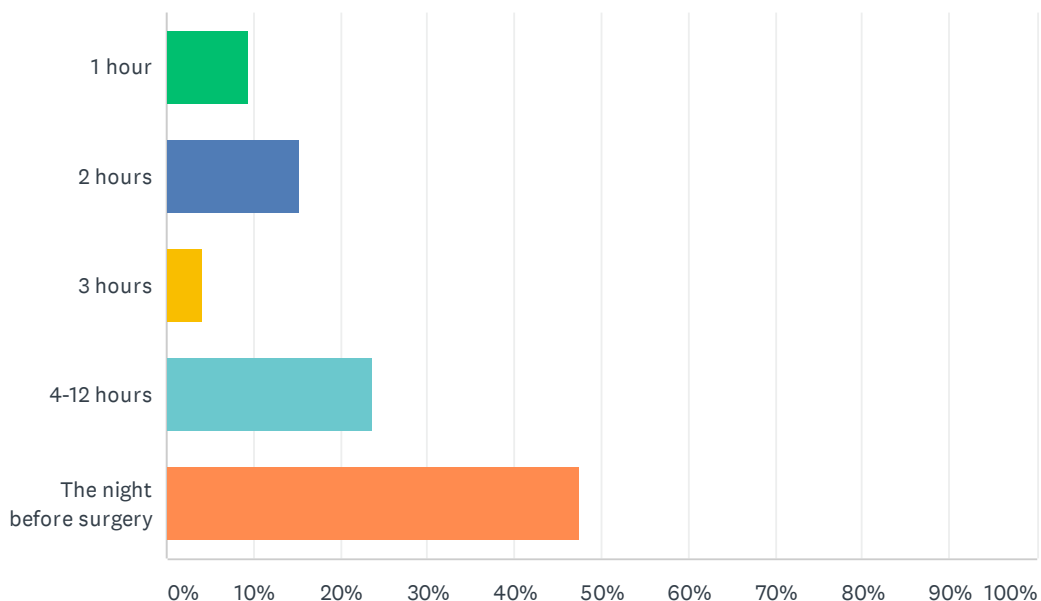
Answered: 118 Skipped: 23



ANSWER CHOICES	RESPONSES
Per oral	6.78% 8
Per vagina	88.98% 105
Per rectal	4.24% 5
TOTAL	118

Q67 How many hours before operative hysteroscopy will you give misoprostol?

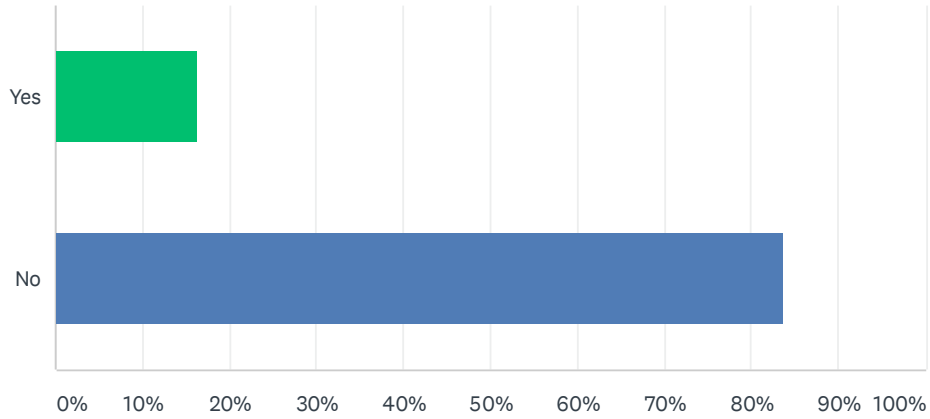
Answered: 118 Skipped: 23



ANSWER CHOICES	RESPONSES	
1 hour	9.32%	11
2 hours	15.25%	18
3 hours	4.24%	5
4-12 hours	23.73%	28
The night before surgery	47.46%	56
TOTAL		118

Q68 For preoperative, intraoperative and postoperative hysteroscopy antibiotics administration, I administer only preoperative antibiotics?

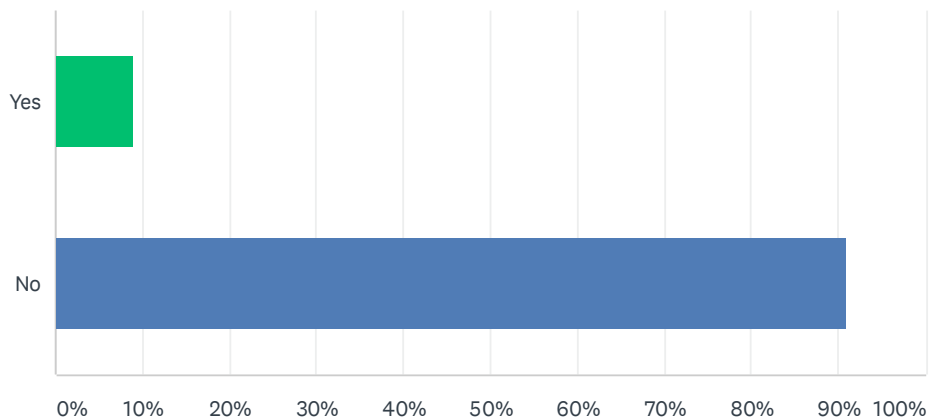
Answered: 122 Skipped: 19



ANSWER CHOICES	RESPONSES	
Yes	16.39%	20
No	83.61%	102
TOTAL		122

Q69 For preoperative, intraoperative and postoperative hysteroscopy antibiotics administration, I administer only intraoperative antibiotics?

Answered: 121 Skipped: 20

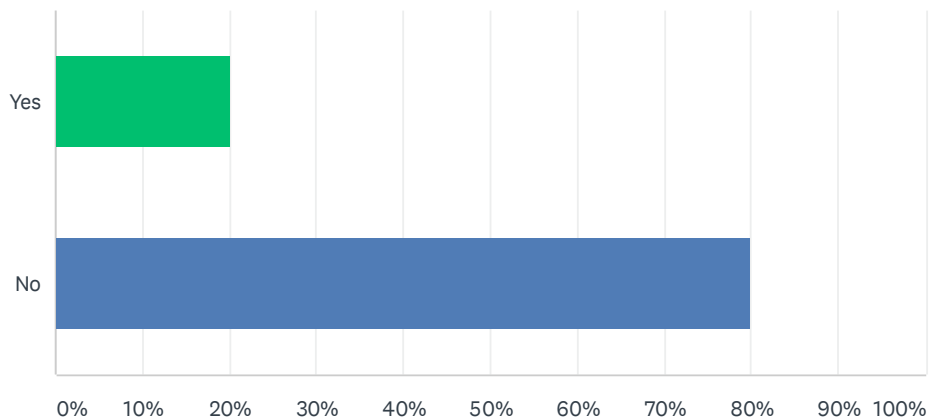


ANSWER CHOICES	RESPONSES	
Yes	9.09%	11
No	90.91%	110
TOTAL		121

Approach to management of submucous fibroids by gynecological endoscopy surgeons/trainees in Nigeria. Please note your responses are treated CONFIDENTIALLY. Be as practical and truthful as it relates to your regular practice. Kindly complete the survey.

Q70 For preoperative, intraoperative and postoperative hysteroscopy antibiotics administration, I administer only postop antibiotics?

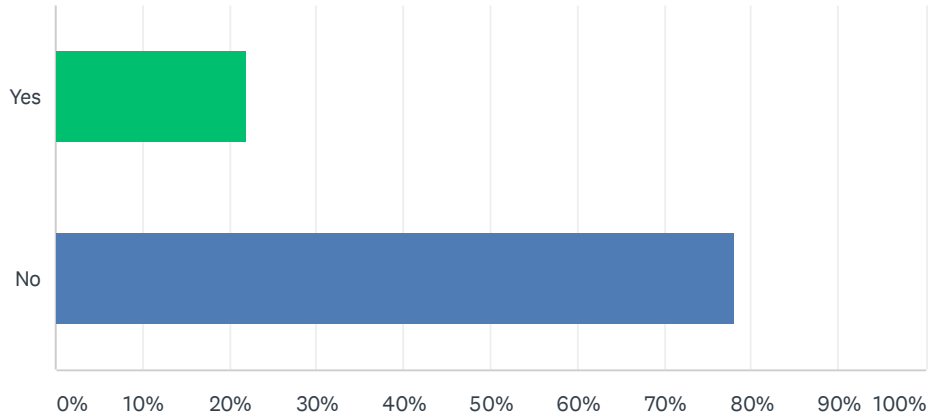
Answered: 120 Skipped: 21



ANSWER CHOICES	RESPONSES	
Yes	20.00%	24
No	80.00%	96
TOTAL		120

Q71 For preoperative, intraoperative and postoperative hysteroscopy antibiotics administration, I administer all of the above a+b+c?

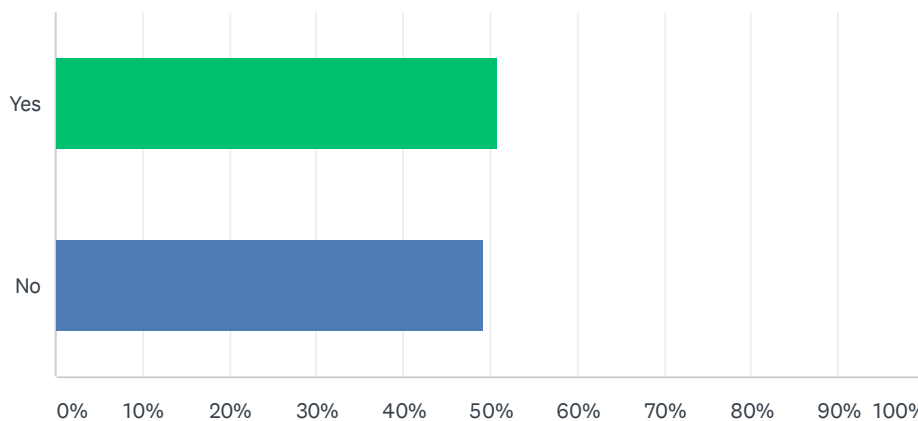
Answered: 118 Skipped: 23



ANSWER CHOICES	RESPONSES	
Yes	22.03%	26
No	77.97%	92
TOTAL		118

Q72 For preoperative, intraoperative and postoperative hysteroscopy antibiotics administration, I administer only intraoperative and postoperative antibiotics?

Answered: 124 Skipped: 17

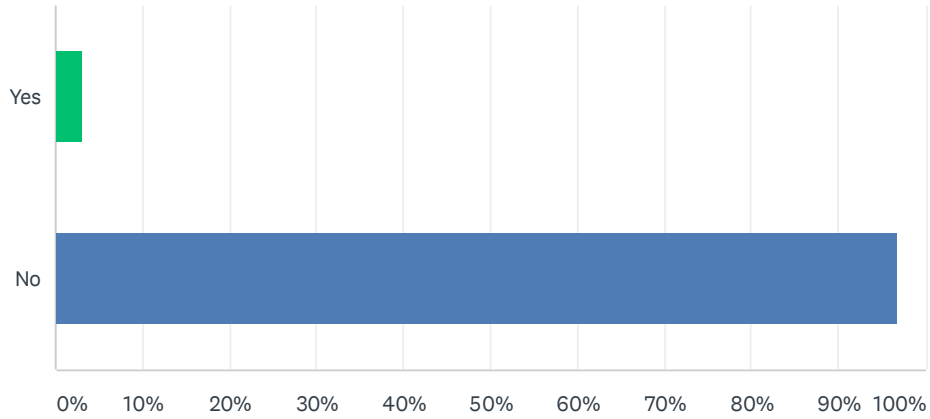


ANSWER CHOICES	RESPONSES	
Yes	50.81%	63
No	49.19%	61
TOTAL		124

Approach to management of submucous fibroids by gynecological endoscopy surgeons/trainees in Nigeria. Please note your responses are treated CONFIDENTIALLY. Be as practical and truthful as it relates to your regular practice. Kindly complete the survey.

Q73 For preoperative, intraoperative and postoperative hysteroscopy antibiotics administration, I do not administer antibiotics at all?

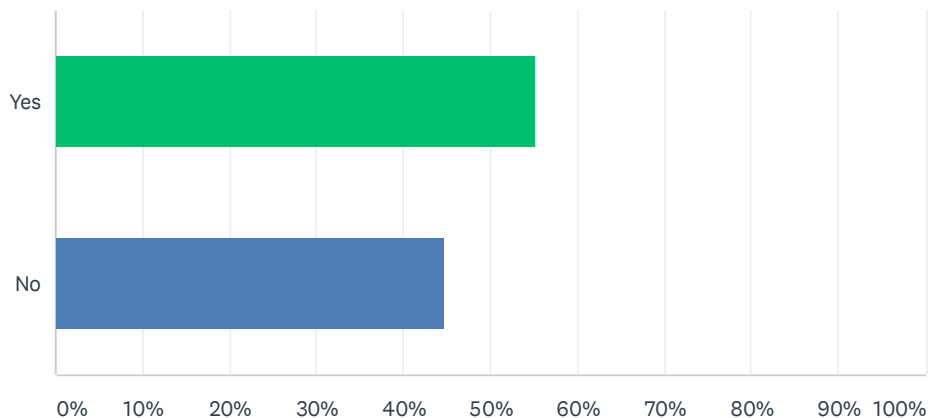
Answered: 124 Skipped: 17



ANSWER CHOICES	RESPONSES	
Yes	3.23%	4
No	96.77%	120
TOTAL		124

Q74 For operative hysteroscopy, my choice of anaesthesia is Subarachnoid block (spinal)?

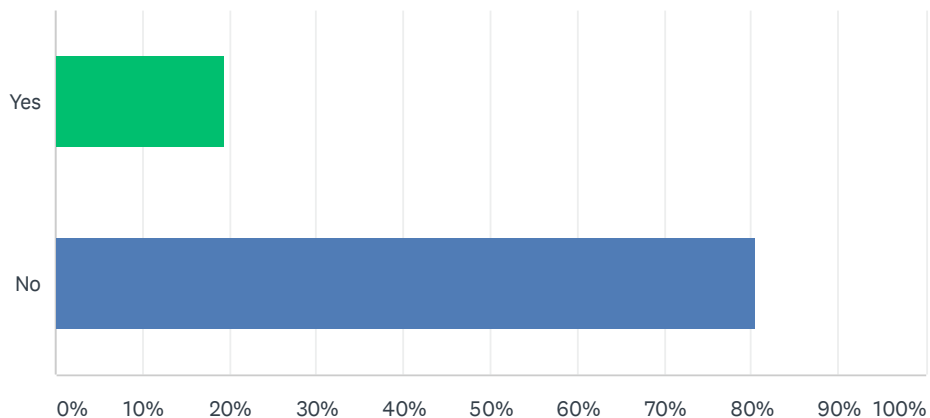
Answered: 123 Skipped: 18



ANSWER CHOICES	RESPONSES	
Yes	55.28%	68
No	44.72%	55
TOTAL		123

Q75 For operative hysteroscopy, my choice of anaesthesia is Total intravenous anaesthesia (TIVA)?

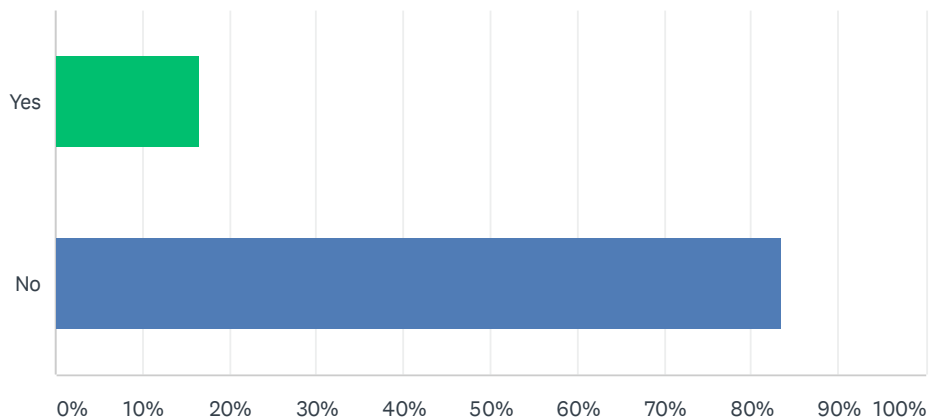
Answered: 123 Skipped: 18



ANSWER CHOICES	RESPONSES	
Yes	19.51%	24
No	80.49%	99
TOTAL		123

Q76 For operative hysteroscopy, my choice of anaesthesia is Full intubation anaesthesia?

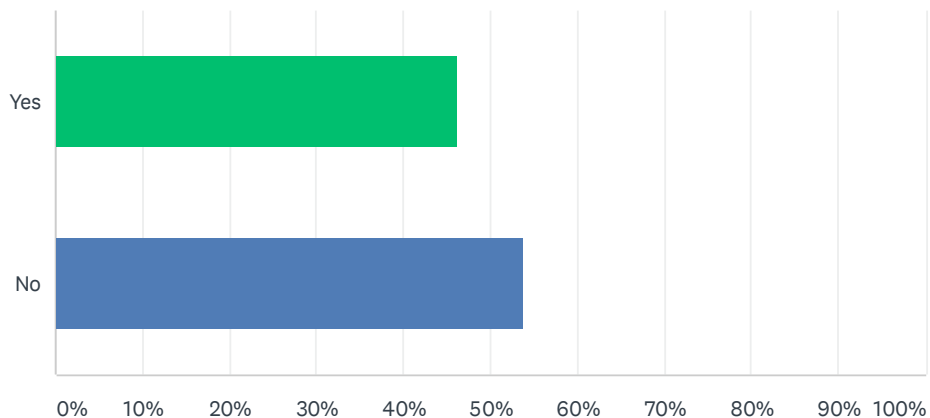
Answered: 121 Skipped: 20



ANSWER CHOICES	RESPONSES	
Yes	16.53%	20
No	83.47%	101
TOTAL		121

Q77 For operative hysteroscopy, my choice of anaesthesia is based on the patients preference TIVA, spinal or full intubation anaesthesia?

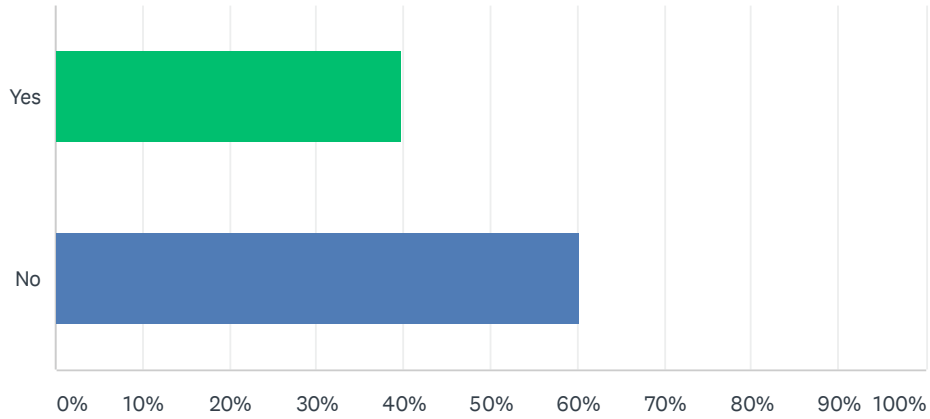
Answered: 121 Skipped: 20



ANSWER CHOICES	RESPONSES	
Yes	46.28%	56
No	53.72%	65
TOTAL		121

Q78 For postoperative hysteroscopy anti-adhesion therapy, I use balloon catheter only?

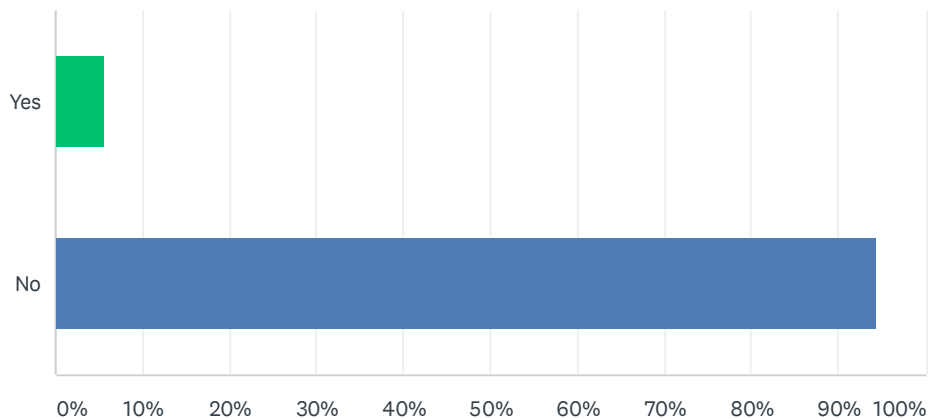
Answered: 121 Skipped: 20



ANSWER CHOICES	RESPONSES	
Yes	39.67%	48
No	60.33%	73
TOTAL		121

Q79 For postoperative hysteroscopy anti-adhesion therapy, I use CuT IUCD only?

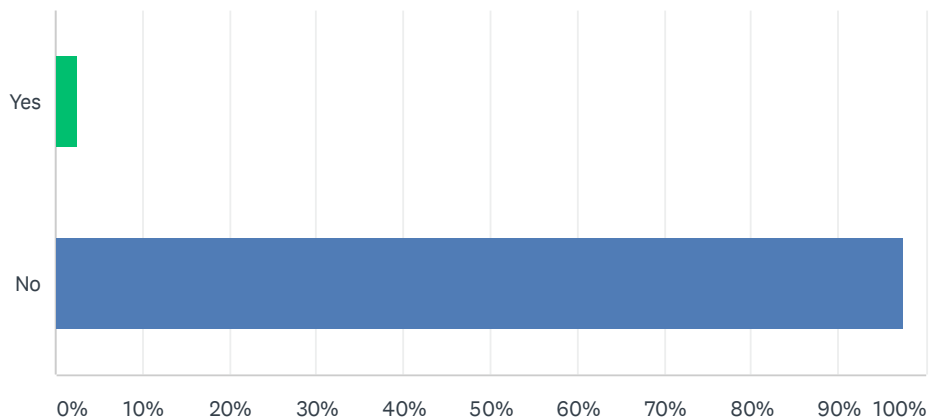
Answered: 122 Skipped: 19



ANSWER CHOICES	RESPONSES	
Yes	5.74%	7
No	94.26%	115
TOTAL		122

Q80 For postoperative hysteroscopy anti-adhesion therapy, I use Lippe's loop only?

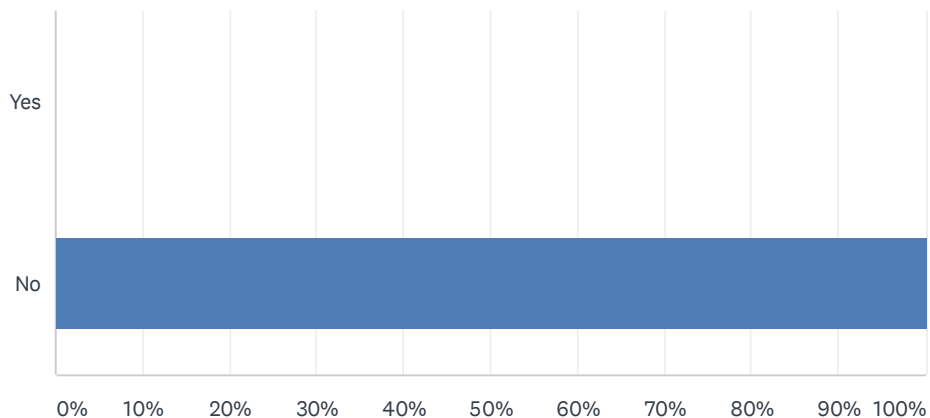
Answered: 121 Skipped: 20



ANSWER CHOICES	RESPONSES	
Yes	2.48%	3
No	97.52%	118
TOTAL		121

Q81 For postoperative hysteroscopy anti-adhesion therapy, I use barrier gels only?

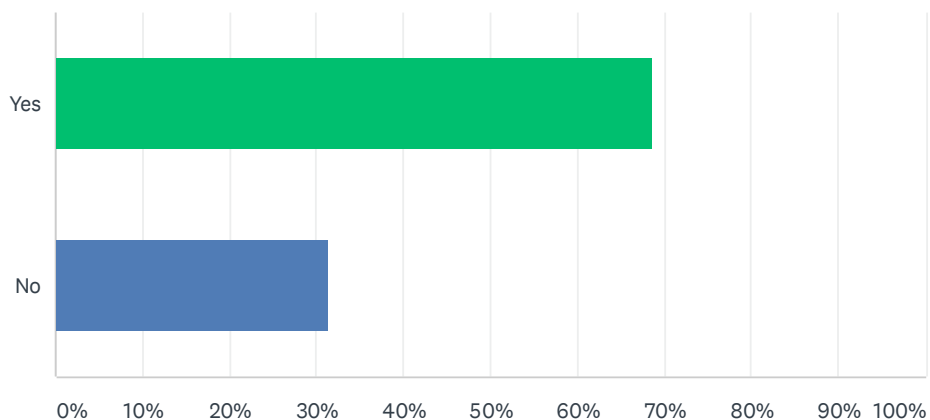
Answered: 121 Skipped: 20



ANSWER CHOICES	RESPONSES	
Yes	0.00%	0
No	100.00%	121
TOTAL		121

Q82 For postoperative hysteroscopy anti-adhesion therapy, I use hormone tablets of oestrogen and progestogen if indicated?

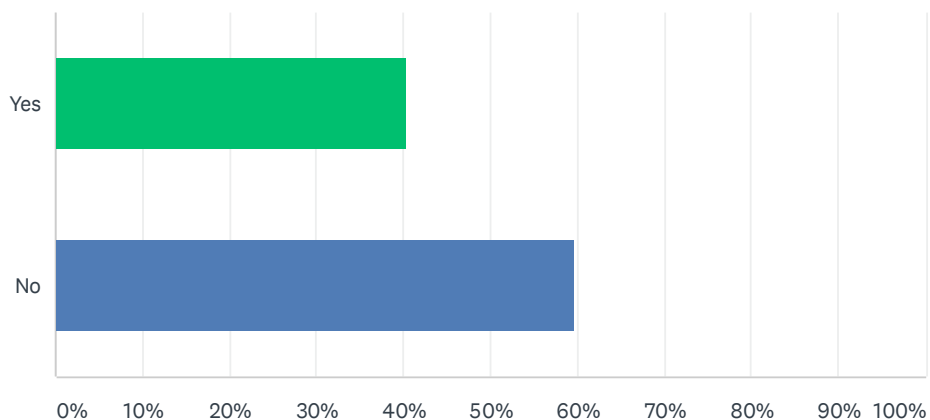
Answered: 121 Skipped: 20



ANSWER CHOICES	RESPONSES	
Yes	68.60%	83
No	31.40%	38
TOTAL		121

Q83 For postoperative hysteroscopy anti-adhesion therapy, I use hormone combination tablets of oestrogen and progestogen at all times?

Answered: 119 Skipped: 22

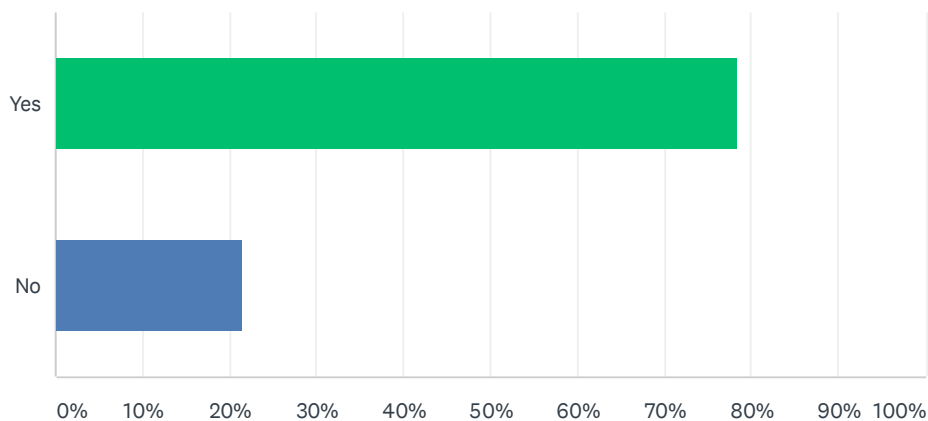


ANSWER CHOICES	RESPONSES	
Yes	40.34%	48
No	59.66%	71
TOTAL		119

Approach to management of submucous fibroids by gynecological endoscopy surgeons/trainees in Nigeria. Please note your responses are treated CONFIDENTIALLY. Be as practical and truthful as it relates to your regular practice. Kindly complete the survey.

Q84 For postoperative hysteroscopy anti-adhesion therapy, I use a combination of balloon catheter or IUCD with oestrogen/progesterone tablets?

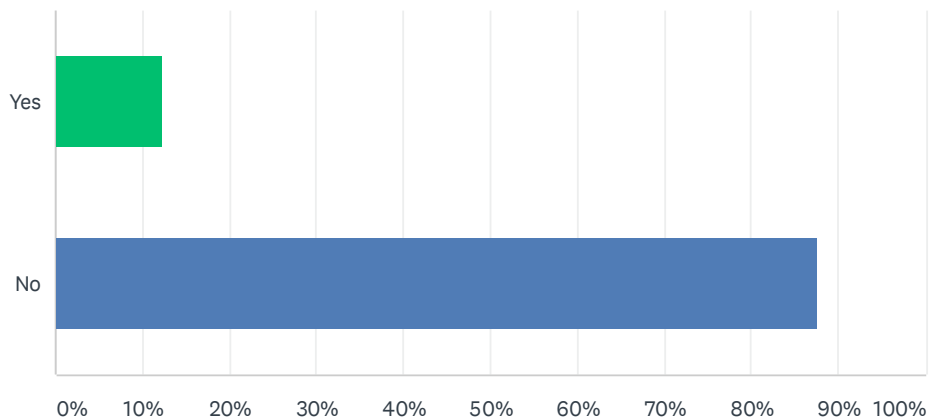
Answered: 121 Skipped: 20



ANSWER CHOICES	RESPONSES	
Yes	78.51%	95
No	21.49%	26
TOTAL		121

Q85 For postoperative hysteroscopy anti-adhesion therapy, I use a combination of balloon catheter or IUCD without /progesterone tablets?

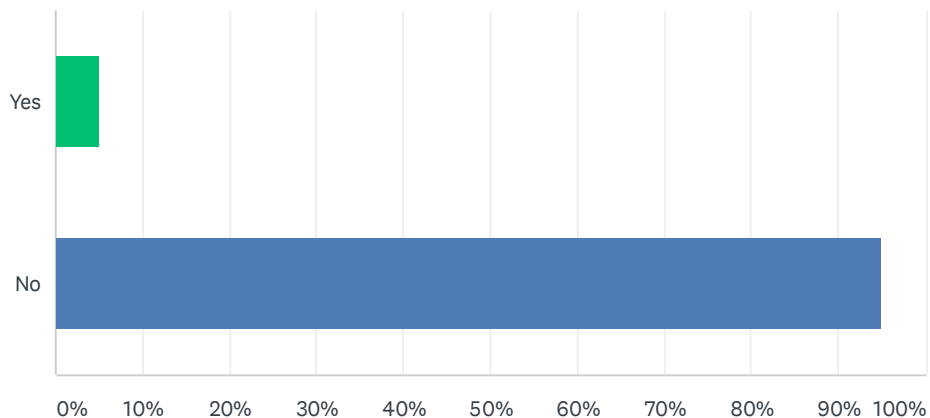
Answered: 122 Skipped: 19



ANSWER CHOICES	RESPONSES	
Yes	12.30%	15
No	87.70%	107
TOTAL		122

Q86 For postoperative hysteroscopy anti-adhesion therapy, I do not use hormone combination tablets at all?

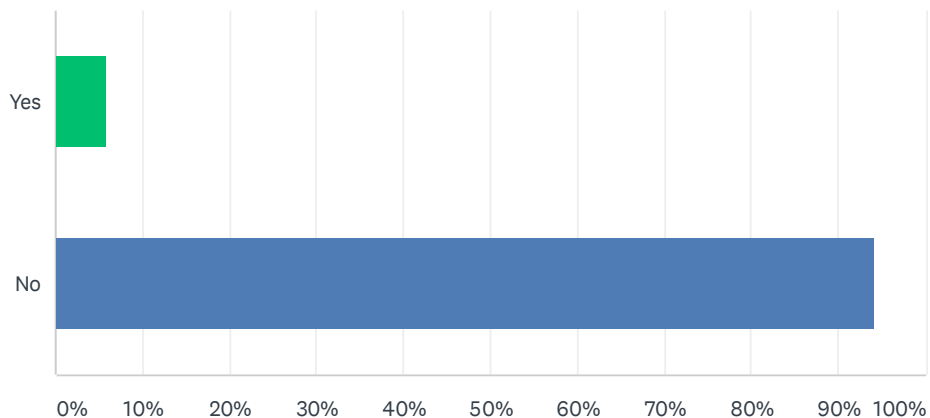
Answered: 119 Skipped: 22



ANSWER CHOICES	RESPONSES	
Yes	5.04%	6
No	94.96%	113
TOTAL		119

Q87 For postoperative hysteroscopy anti-adhesion therapy, I do not administer any anti-adhesion therapy at all?

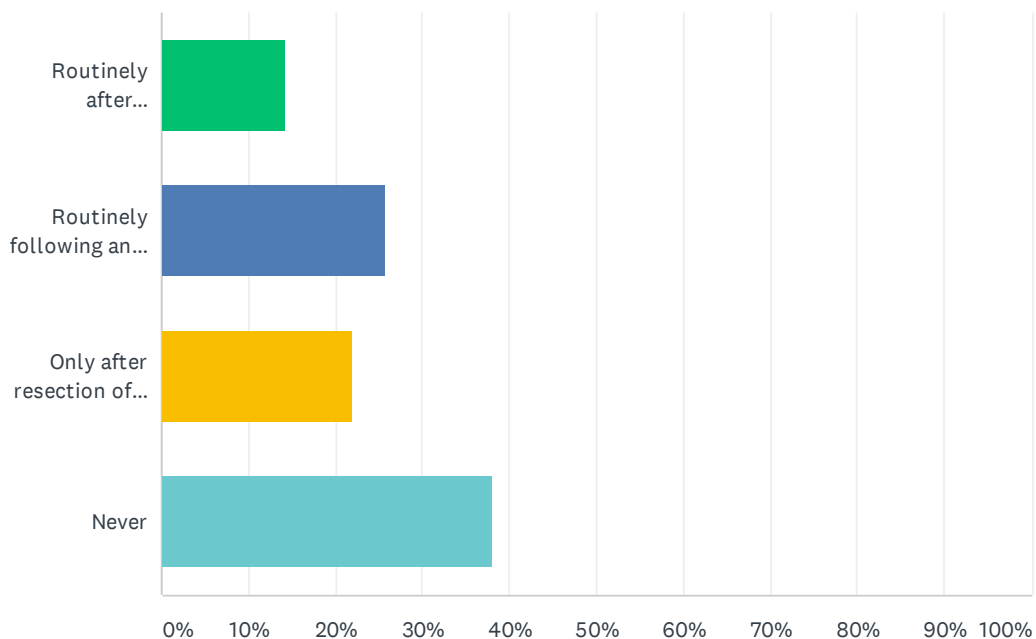
Answered: 120 Skipped: 21



ANSWER CHOICES	RESPONSES	
Yes	5.83%	7
No	94.17%	113
TOTAL		120

Q88 When do you do 2nd look follow-up after initial hysteroscopic myomectomy?

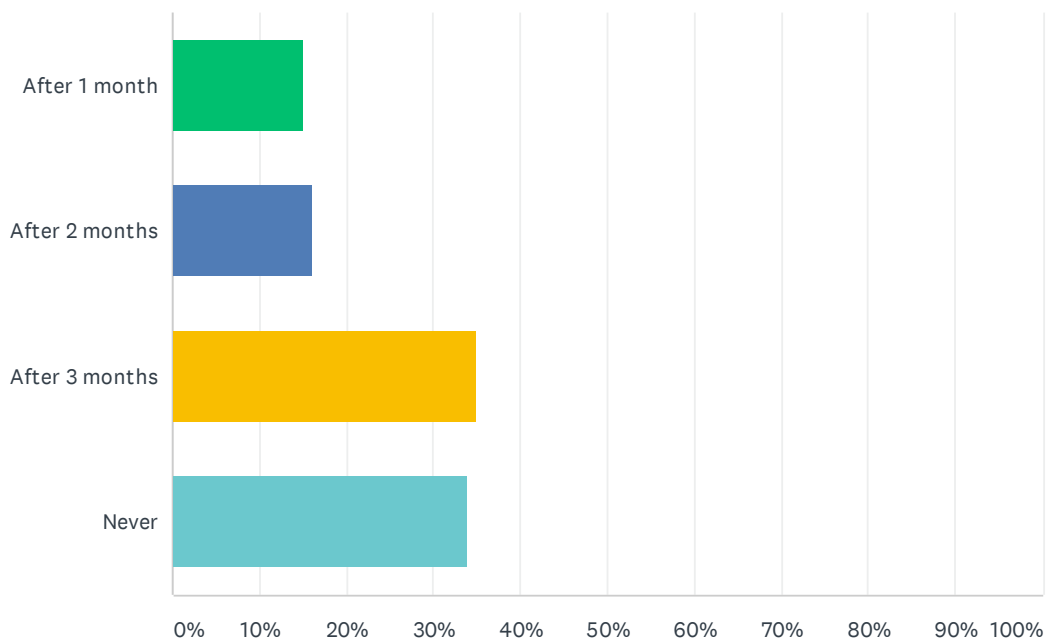
Answered: 105 Skipped: 36



ANSWER CHOICES	RESPONSES	
Routinely after hysteroscopic myomectomy	14.29%	15
Routinely following any operative hysteroscopy	25.71%	27
Only after resection of type 2 fibroids	21.90%	23
Never	38.10%	40
TOTAL		105

Q89 When do you do 2nd look follow-up after initial hysteroscopic myomectomy?

Answered: 106 Skipped: 35

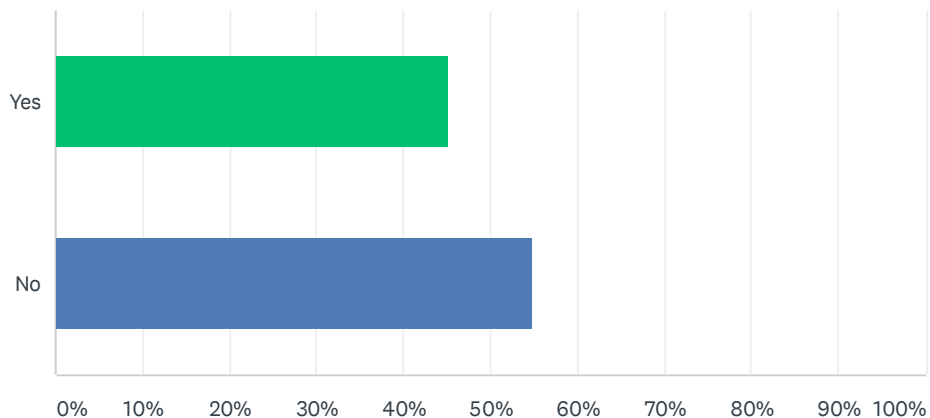


ANSWER CHOICES	RESPONSES
After 1 month	15.09% 16
After 2 months	16.04% 17
After 3 months	34.91% 37
Never	33.96% 36
TOTAL	106

Approach to management of submucous fibroids by gynecological endoscopy surgeons/trainees in Nigeria. Please note your responses are treated CONFIDENTIALLY. Be as practical and truthful as it relates to your regular practice. Kindly complete the survey.

Q90 For operative hysteroscopy, Complications I have encountered include Uterine perforation?

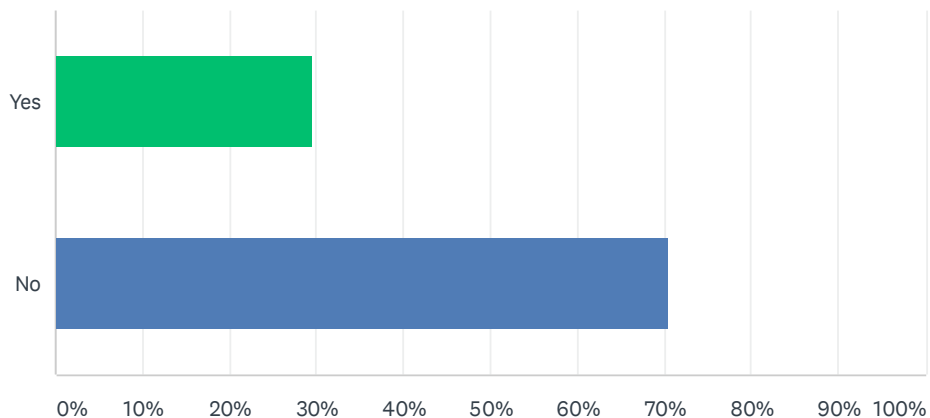
Answered: 115 Skipped: 26



ANSWER CHOICES	RESPONSES	
Yes	45.22%	52
No	54.78%	63
TOTAL		115

Q91 For operative hysteroscopy, Complications I have encountered include Severe uterine bleeding controlled with tamponade/uterotonics?

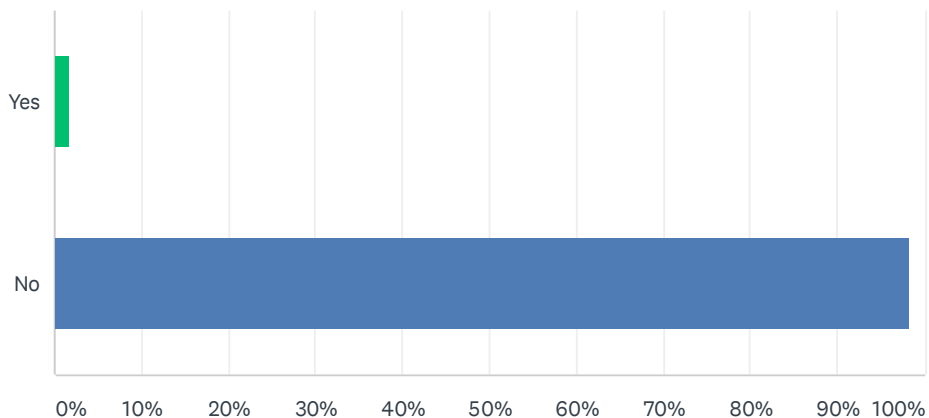
Answered: 115 Skipped: 26



ANSWER CHOICES	RESPONSES	
Yes	29.57%	34
No	70.43%	81
TOTAL		115

Q92 For operative hysteroscopy, Complications I have encountered include uncontrolled bleeding leading to hysterectomy?

Answered: 116 Skipped: 25

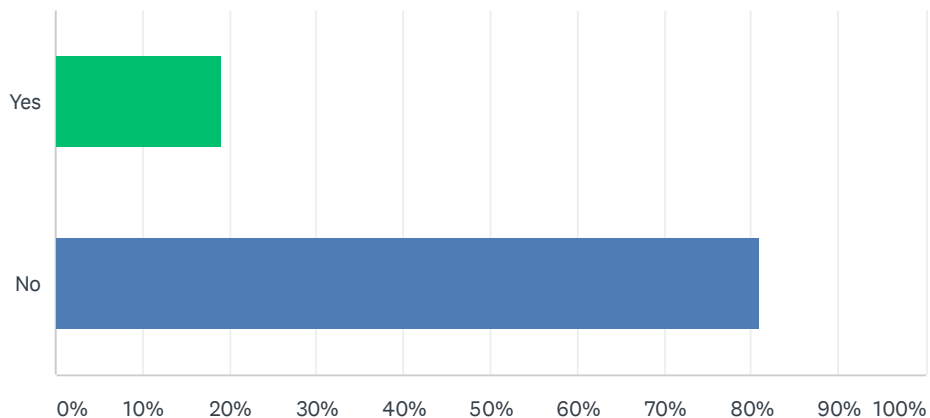


ANSWER CHOICES	RESPONSES	
Yes	1.72%	2
No	98.28%	114
TOTAL		116

Approach to management of submucous fibroids by gynecological endoscopy surgeons/trainees in Nigeria. Please note your responses are treated CONFIDENTIALLY. Be as practical and truthful as it relates to your regular practice. Kindly complete the survey.

Q93 For operative hysteroscopy, Complications I have encountered include Severe fluid overload?

Answered: 115 Skipped: 26

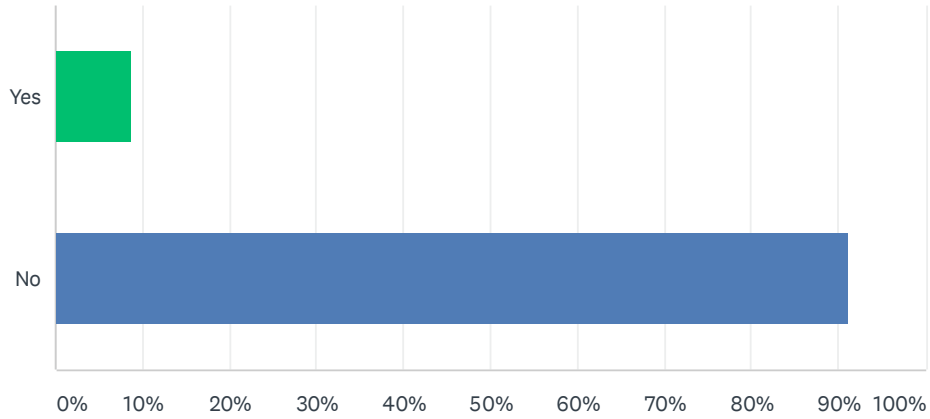


ANSWER CHOICES	RESPONSES	
Yes	19.13%	22
No	80.87%	93
TOTAL		115

Approach to management of submucous fibroids by gynecological endoscopy surgeons/trainees in Nigeria. Please note your responses are treated CONFIDENTIALLY. Be as practical and truthful as it relates to your regular practice. Kindly complete the survey.

Q94 For operative hysteroscopy, Complications I have encountered include Near –miss situations outside bleeding or fluid overload?

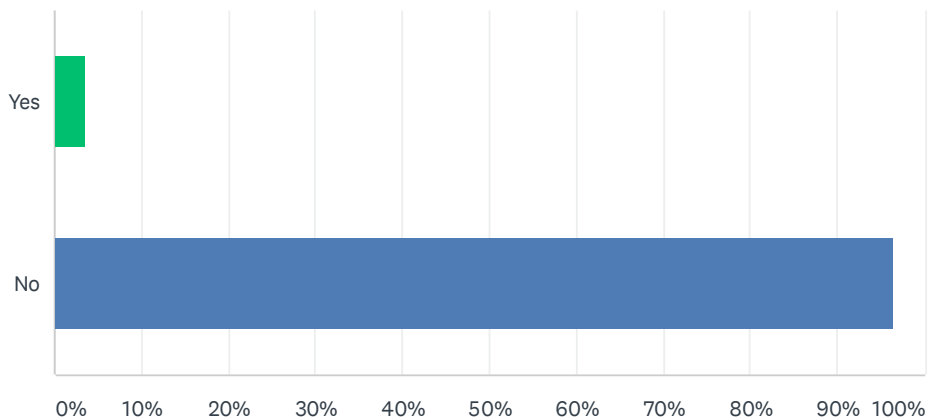
Answered: 114 Skipped: 27



ANSWER CHOICES	RESPONSES	
Yes	8.77%	10
No	91.23%	104
TOTAL		114

Q95 For operative hysteroscopy, Complications I have encountered include Death on table for surgery related complications?

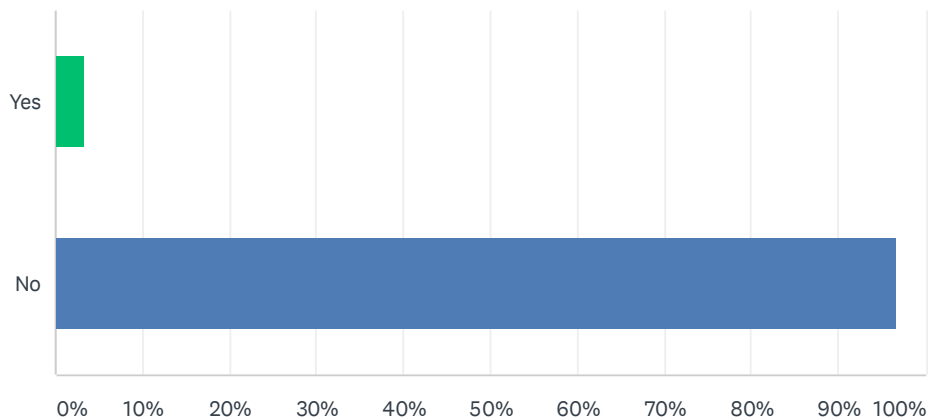
Answered: 115 Skipped: 26



ANSWER CHOICES	RESPONSES	
Yes	3.48%	4
No	96.52%	111
TOTAL		115

Q96 For operative hysteroscopy, Complications I have encountered include Death on table for anaesthetic related complications?

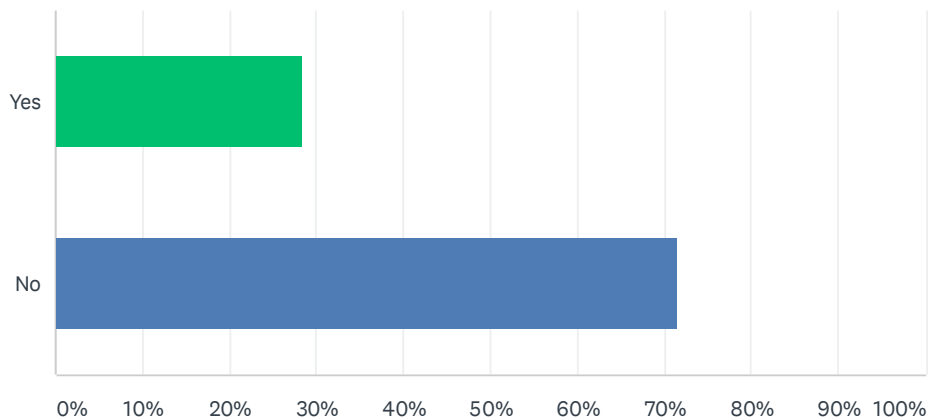
Answered: 117 Skipped: 24



ANSWER CHOICES	RESPONSES	
Yes	3.42%	4
No	96.58%	113
TOTAL		117

Q97 For operative hysteroscopy, Complications I have encountered include Uterine perforation leading to laparoscopic or laparotomy repair.

Answered: 116 Skipped: 25



ANSWER CHOICES	RESPONSES	
Yes	28.45%	33
No	71.55%	83
TOTAL		116